

Maine Naloxone Distribution Initiative End-of-Year Report on State-Supplied Naloxone Kit Ordering and Distribution as of December 31, 2023

Prepared by the
Margaret Chase Smith Policy Center
University of Maine

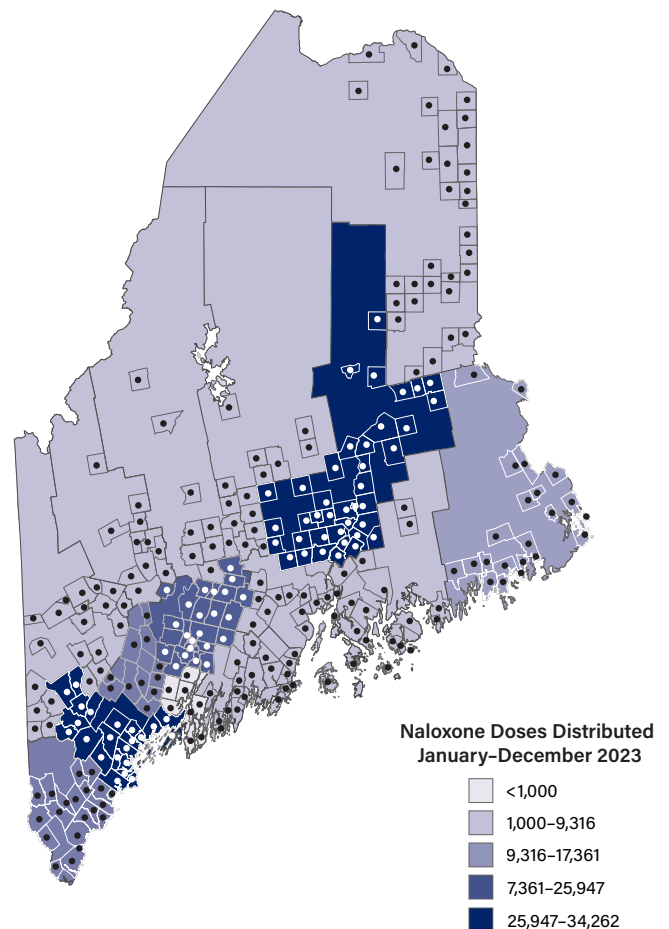
SUMMARY

In July of 2019, the Maine Naloxone Distribution Initiative (MNDI) launched an overdose education, prevention, and naloxone distribution project. Public health and harm reduction partners, known as Tier 1 Distributors, began distributing state-supplied naloxone rescue kits across Maine to clinicians, community partners, and end users. Tier 1 organizations include Bangor Public Health (BPH), Portland Public Health (PPH), MaineGeneral Health (MG), and Maine Access Points (MAP). BPH serves the Aroostook, Downeast, and Penquis public health districts, PPH serves Cumberland and York, and MG serves Central, Midcoast, and Western. MAP distributes naloxone statewide with a particular focus on rural regions.

Data from the Office of the Attorney General's (OAG) law enforcement administered naloxone program have also been included to provide an overview of the combined public health, harm reduction, and public safety efforts in Maine. This annual report provides information on naloxone distribution and reported overdose reversals by the Tier 1 organizations comprising the MNDI for 2023.

In 2023, a total of **2,323** overdose reversals were voluntarily reported to the Maine Naloxone Distribution Initiative. Of those overdose reversals, **2,055** were reported through public health partners as well as the OD-ME iOS and Android app. An additional **268** were reported through the Office of the Attorney General and ODMAP (law enforcement overdose tracking software).

In 2023, **89,623 kits (179,246 doses)** of naloxone were purchased by the MNDI, and Tier 1 organizations distributed a total of **84,266 kits (168,532 doses)** to their partners. The Office of the Attorney General purchased **1,872 kits (3,744 doses)** of naloxone and distributed a total of **1,715 kits (3,430 doses)** to law enforcement and other public safety entities.



2023 Maine Naloxone Distribution Initiative End-of-Year Report

Table 1. Number of doses distributed by month for 2023

	Jan	Feb	Mar	Apr	May	Jun	Jul	Aug	Sep	Oct	Nov	Dec	Total
BPH	2344	2548	1832	3120	1622	6802	3540	4242	5054	2190	3492	1504	38,290
PPH (IM)	10	50	50	0	0	100	100	250	150	0	314	100	1124
PPH (IN)	1812	2342	4302	4382	3130	1482	3958	4042	3232	4252	3362	2244	38,540
MG	1020	2548	2384	3004	1918	2614	4168	8278	4072	3770	2970	2700	39,446
MAP (IM)	6940	330	8828	170	1800	230	1720	3690	4860	2668	2174	2718	36,128
MAP (IN)	3400	308	2750	196	1496	368	112	2114	456	770	1636	1398	15,004
OAG	232	368	248	354	228	130	280	250	520	712	108	0	3430
Total	15758	8494	20394	11226	10194	11726	13878	22866	18344	14362	14056	10664	171,962

Notes: 1) Unit is doses for all values. 2) IM = intramuscular; IN = intranasal. All values are IN unless otherwise indicated. 3) MAP distribution initially included state-supplied and nonstate-supplied naloxone. 4) A revision has been made to BPH Q1 and Q3 of 2020 and March of 2021. PPH Q1 and Q2 of 2021. MG Q1 2020 and Q4 2021. (5) Table 1 includes corrections for MAP reporting that include a decrease in IN doses and an increase in IM doses. 1957 doses of IN naloxone were removed from distribution data from 07/2019 to 07/2023 and 13926 doses of IM naloxone were added to distribution data from 07/2019 to 07/2023.

Figure 1. Doses of Naloxone Distributed in 2023

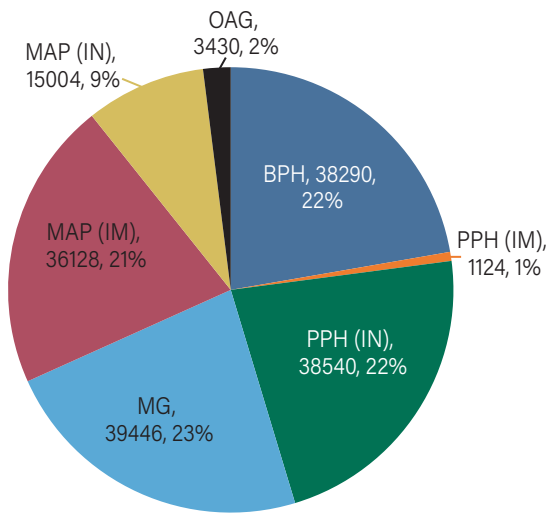


Table 2. Number of doses ordered by month for 2023

	Jan	Feb	Mar	Apr	May	Jun	Jul	Aug	Sep	Oct	Nov	Dec	Total
BPH	2206	2548	1792	3120	1622	8606	3524	4026	4772	2094	3324	1328	38962
PPH (IM)	400	0	0	0	0	0	100	500	0	0	5000	0	6000
PPH (IN)	1954	2088	4952	3628	3002	1234	4936	4068	3696	3946	4964	982	39450
MG	1072	1672	2984	3016	1976	9484	480	5590	4904	2312	3416	2240	39146
MAP (IM)	0	0	10000	0	0	10000	0	0	0	10000	10000	0	40000
MAP (IN)	0	0	3374	0	992	2170	1050	1380	300	2272	960	3190	15688
OAG	0	0	1248	0	0	0	0	1248	0	0	1248	0	3744
Total	5632	6308	24350	9764	7592	31494	10090	16812	13672	20624	28912	7740	182990

Notes: 1) Unit is doses for all values. 2) IM = intramuscular; IN = intranasal. All values are IN unless otherwise indicated. 3) A value of "0" indicates that the distributor did not order naloxone that period.

2023 Maine Naloxone Distribution Initiative End-of-Year Report:

Figure 2. Doses of Naloxone Ordered in 2023

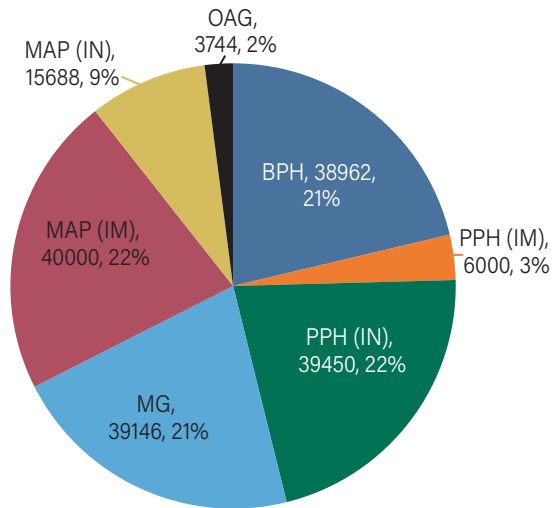


Table 3. Number of overdose reversals reported for 2023

	Jan	Feb	Mar	Apr	May	Jun	Jul	Aug	Sep	Oct	Nov	Dec	Total
BPH	36	40	98	62	51	85	33	31	66	56	41	41	640
PPH	34	22	14	21	34	27	26	34	15	16	18	23	284
MG	18	9	20	20	22	16	23	37	18	14	22	27	246
MAP	94	119	101	97	55	91	87	49	42	60	20	47	862
OAG	3	0	0	1	0	0	0	0	0	0	0	0	4
ODMAP	28	22	34	18	31	28	21	17	16	16	14	19	264
OD-ME app	2	2	5	2	3	1	4	1	0	1	2	0	23
Total	215	214	272	221	196	248	194	169	157	163	117	157	2323

Notes: 1) Reversal totals are conservative estimates as not all reversals are reported. 2) OD-ME app is a free mobile phone app developed in 2020 to support naloxone administration. 3) Overdose reversal figures may increase as backdated Tier 2 distributor and OAG incident reports are received. 4) 2019 data is July through December only. 5) Law enforcement agencies that receive naloxone from the OAG and report reversals through ODMAP are now being included and updated monthly.

Figure 3. Overdose reversals reported for 2023

