



The Overdose Prevention Through Intensive Outreach Naloxone and Safety Initiative (OPTIONS)

Project-to-Date Totals through April 30, 2023

Prepared by Daniel S. Soucier, Ph.D., and Allisyn Tidd
Margaret Chase Smith Policy Center
University of Maine

This brief provides updates on the OPTIONS initiative based on data reported by OPTIONS liaisons. Liaisons are licensed behavioral health clinicians that are embedded within a law enforcement agency in each of the sixteen counties in Maine. At present, each county has one appointed liaison who works alongside law enforcement to provide short-term counseling interventions, conduct proactive outreach with communities at the highest risk of experiencing an overdose, de-escalate behavioral health crises, and engage in postoverdose follow up visits and referrals of persons in need, as well as affected others, to community- and state-based services.

This brief describes how referrals are generated for OPTIONS liaisons, who is referring clients to liaisons, referrals OPTIONS liaisons are making on behalf of their clients, the demographics of OPTIONS clients, overdose education and antistigma trainings, and linkages among other state programs from the project's inception in October 2020 through April 2023.

Additional resources, data, and visualizations are available at knowyouroptions.me and mainedrugdata.org.

Key Metrics Snapshot

During the most recent reporting period of April 2023 OPTIONS liaisons' engagement included

- 47 co-response calls, conducted alongside law enforcement partners
- 68 postoverdose follow-ups, conducted frequently alongside law enforcement partners
- 66 individuals referred to community-based treatment programs, with 92% (61) attending their first treatment appointment
- 122 individuals referred to community-based recovery support programs
- 315 individuals trained in overdose and antistigma education
- 299 kits (598 doses) of naloxone (Narcan) distributed

From October 2020 through April 2023 (project-to-date-totals), OPTIONS liaisons' engagement included

- 1,478 co-response calls, conducted alongside law enforcement partners
- 2,006 postoverdose follow-ups, conducted frequently alongside law enforcement partners
- 1,932 clients referred to community-based treatment programs, with 80% (1,549) confirmed to have attended their first appointments
- 2,433 individuals referred to community-based recovery support programs
- 5,730 individuals trained in overdose and antistigma education
- 5,939 kits (11,878 doses) of naloxone distributed

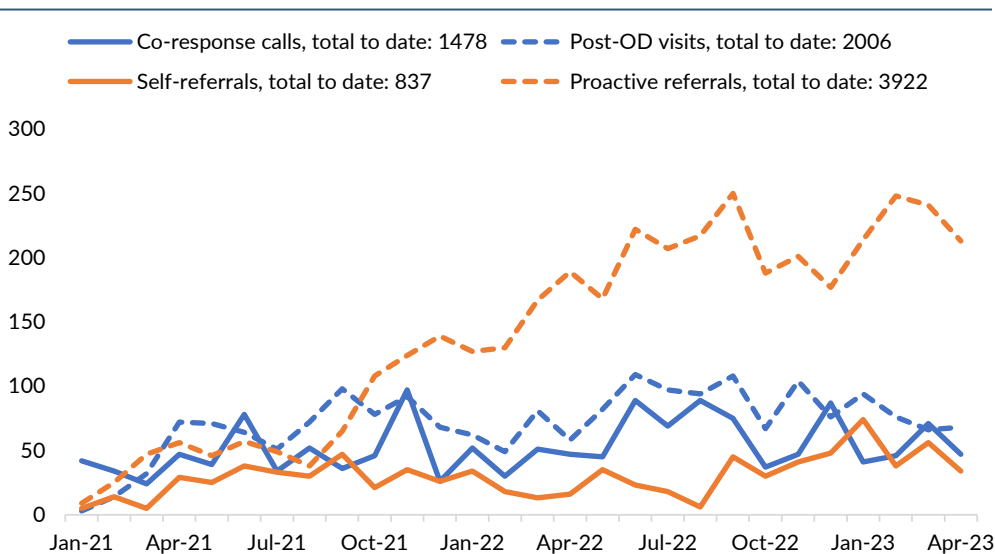
How OPTIONS Liaisons Receive Clients

OPTIONS liaisons generate clients from operating alongside law enforcement officers as co-responders to nonfatal and fatal opioid overdoses as well as other substance-use-related public safety response calls. Co-response calls are those that OPTIONS liaisons respond to during the moment of crisis, whereas postoverdose follow-up visits are those that they respond to in the days following a substance-use-related crisis. Oftentimes, law enforcement partners accompany liaisons during both co-response calls and postoverdose follow-up visits.

OPTIONS liaisons also generate clients through self-referrals and proactive referrals. Self-referrals occur when individuals contact OPTIONS liaisons themselves. Proactive referrals are those made by public safety officials, clinicians, community-based substance use supports, and affected others.

The following chart and table show the number of law enforcement calls responded to and postoverdose follow-up visits conducted by liaisons along with the number of self and proactive referrals.

OPTIONS Response Calls and Self and Proactive Referrals, Project-to-Date

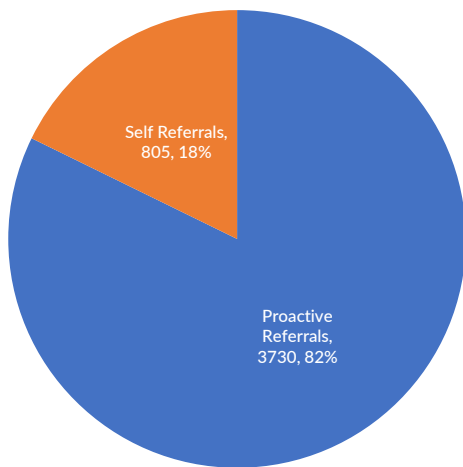


Monthly Client Interactions for OPTIONS Liaisons

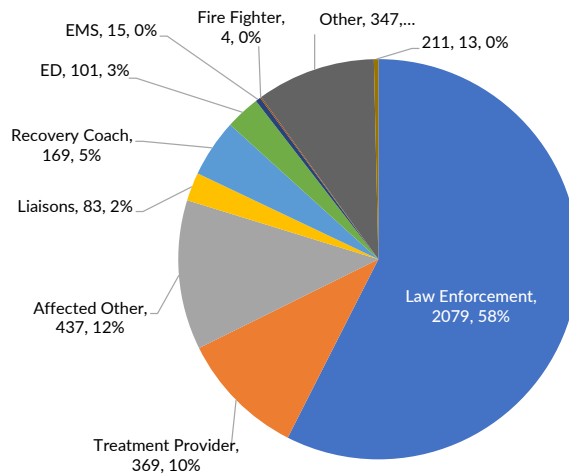
	Oct- Dec 2020	Jan- Mar 2021	Apr- Jun 2021	July- Oct 2021	Oct- Dec 2021	Jan- Mar 2022	Apr- May 2022	Jul- Sep 2022	Oct- Dec 2022	Jan 23	Feb 23	Mar 23	Apr 23	Total
Co-response calls	N/A	100	164	122	169	133	181	233	171	41	46	71	47	1478
Post OD visits	N/A	49	207	221	238	192	249	299	247	94	76	66	68	2006
Self-referrals	N/A	24	92	110	82	65	74	69	119	74	38	56	34	837
Proactive referrals	N/A	81	159	152	371	424	579	674	566	214	248	241	213	3922

Proactive referrals to OPTIONS liaisons come from a variety of sources including law enforcement, treatment providers, affected others, other OPTIONS liaisons, recovery coaches, emergency department clinicians, and first responders. This data began being collected during the second year of the program in October 2021. The following two pie charts show the number and percentage of proactive referrals to OPTIONS liaisons as well as the number and percentage of self-referrals 18% (805) versus proactive referrals 82% (3,730). Law enforcement make up the preponderance of proactive referrals at 58% (2,079) followed by affected others 12% (437) and treatment providers 10% (369).

Proactive and Self Referrals, Project to Date



Proactive Referrals by Type, Project to Date

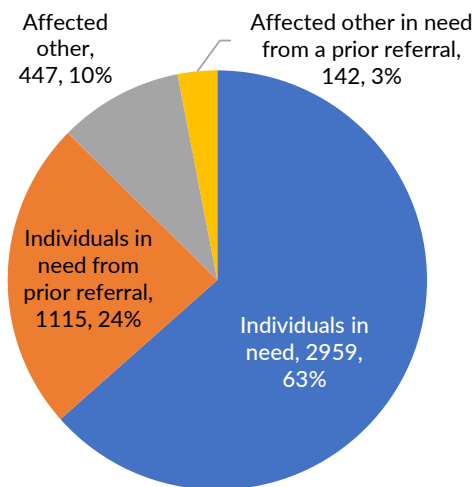


Note: Liaisons began reporting proactive referrals by type beginning in year 2 of the initiative (October 2021)

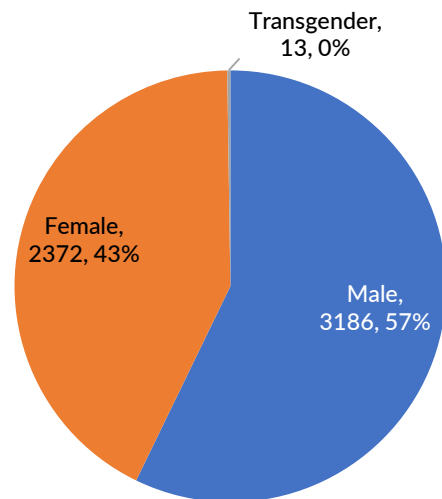
Clients Served by OPTIONS Liaisons

OPTIONS liaisons serve not only individuals in need but also affected others. In many counties, liaisons are known members of the community who are able to reach at-risk individuals and those that might not engage with other State-based harm reduction, treatment, recovery, or prevention services. The following four charts show the demographic breakdown of clients served by OPTIONS liaisons. 63% (2,959) of clients are individuals in need connecting with OPTIONS for the first time, 24% (1,115) are individuals in need who had previously connected with OPTIONS, 10% (447) are affected others connecting with OPTIONS for the first time, and 3% (142) are affected others who had previously connected with OPTIONS. 57% (3,186) of clients identify as male, 43% (2,372) identify as female, and <1% (13) identify as transgender. The ethnicity of clients is 7% (247) Hispanic/Latino and 93% (3,532) not Hispanic/Latino. The racial composition of clients is 82% (3,363) white, 8% (345) Black/African American, <1% (23) American Indian/Alaska Native, 9% (347) Two or more races/unknown, <1% Hawaiian/Pacific Islander (2), and <1% Asian (1).

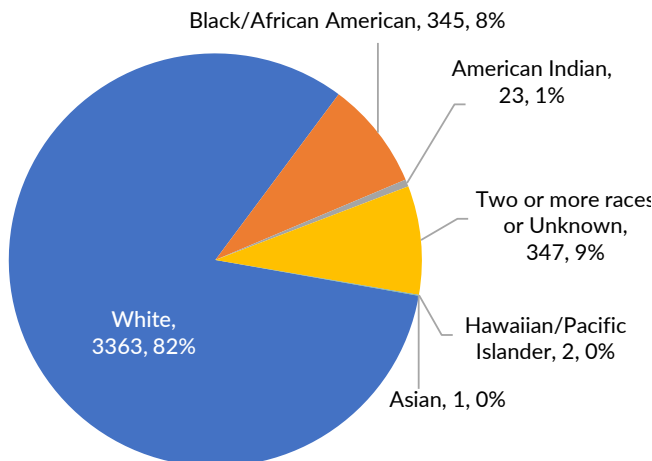
Individuals in Need and Affected Others, Project to Date



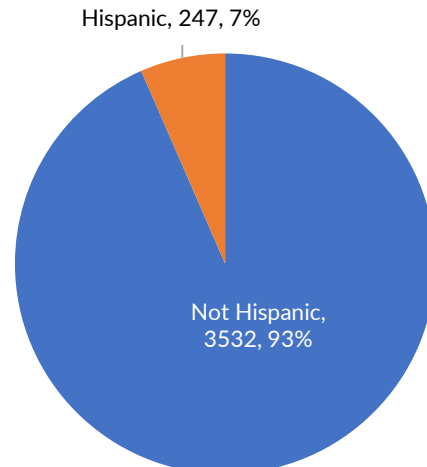
Gender of Clients, Project to Date



Race of Clients, Project to Date

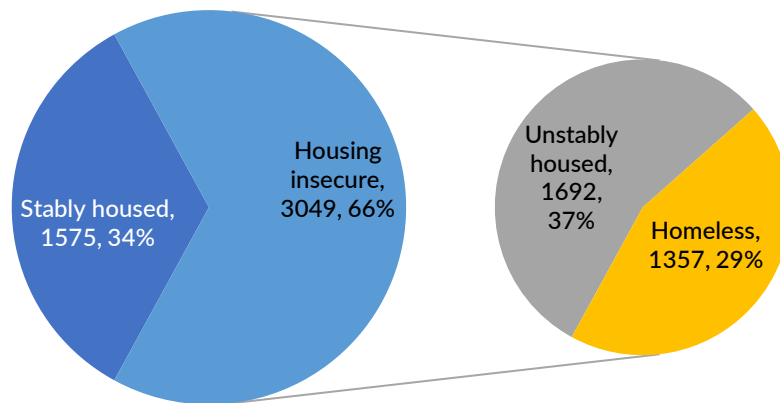


Ethnicity of Clients, Project to Date



OPTIONS liaisons are effective at reaching individuals in need and affected others that are experiencing housing instability and experiencing homelessness. The following charts show that 66% (3,049) of clients referred to OPTIONS liaisons since October 2021 are reported to be housing insecure; 37% (1,692) are unstably housed and 29% (1,357) are homeless. Those who have stable housing constituted 34% (1,575) of liaison clients.

Housing Status of Clients, Project to Date



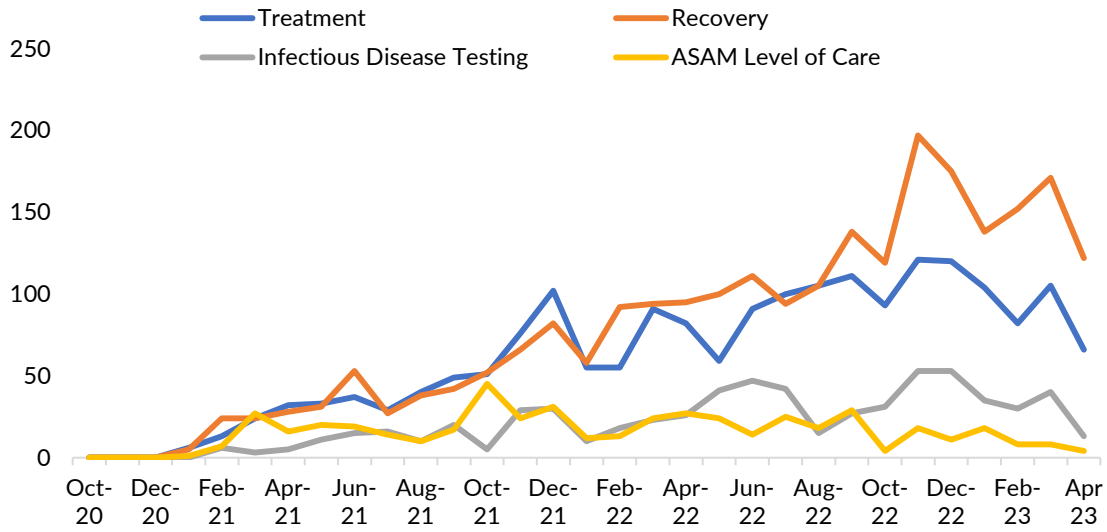
Liaisons Connect Persons Struggling with Substance Use Disorder to Services

OPTIONS liaisons connect individuals with state- and community-based prevention, harm reduction, treatment, and recovery services. The first chart below shows client interactions and referrals to services. The second shows synergistic connections between OPTIONS liaisons and other State-supported programs across the four focus areas of the State of Maine Opioid Response Strategic Action Plan: prevention, harm reduction, treatment, and recovery.

OPTIONS liaisons refer individuals for treatment programs in the moment when their clients are ready by meeting them where they are at. They use warm handoffs where they dial the phone number of the treatment provider for their clients. Some liaisons also drive individuals to their treatment appointment or MOUD (Medication for Opioid Use Disorder) inductions. For the project to date,

- 1,932** clients were referred for community-based treatment programs
- 80%** attended their first appointment with the provider (1,549)
- 20%** unknown if they attended their appointment or not (384)

Client Interactions and Referrals by Type, Project to Date

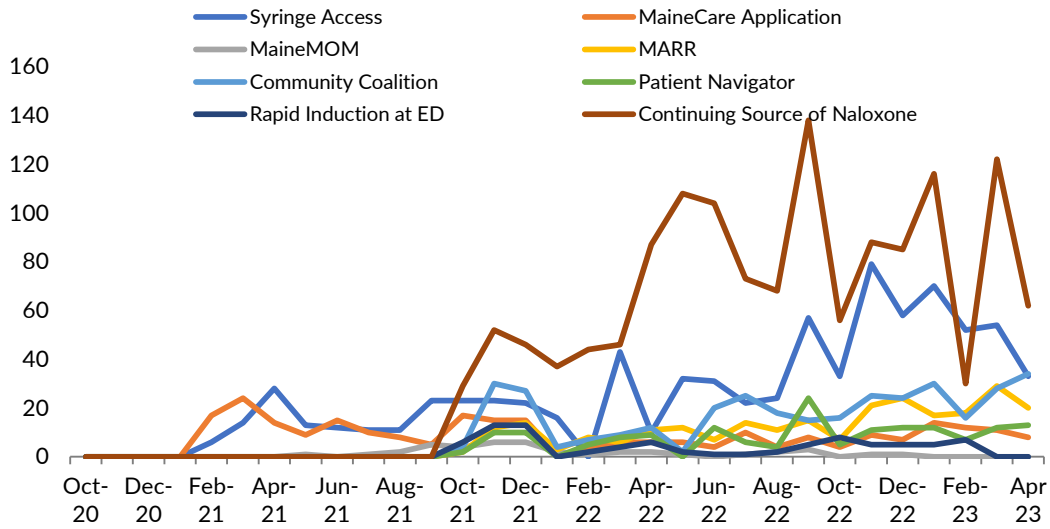


Note: Referrals to MARR, Community Coalitions, Patient Navigators, Rapid Induction, and Continuing Source of Naloxone were not reported by OPTIONS liaisons until October 2021

Client Interactions and Referrals by Type, Project to Date

	Oct- Dec 2020	Jan- Mar 2021	Apr- Jun 2021	July- Oct 2021	Oct- Dec 2021	Jan- Mar 2022	Apr- May 2022	Jul- Sep 2022	Oct- Dec 2022	Jan 23	Feb 23	Mar 23	Apr 23	Total
Treatment	0	43	102	118	229	201	232	316	334	104	82	105	66	1932
Recovery	0	53	112	107	200	244	306	337	491	138	152	171	122	2433
Infectious Disease Testing	0	9	31	46	64	51	114	84	137	35	30	40	13	654
ASAM Level of Care	0	35	55	41	100	49	65	72	33	18	8	8	4	488

Client Referrals to Other State-Supported Programs, Project to Date

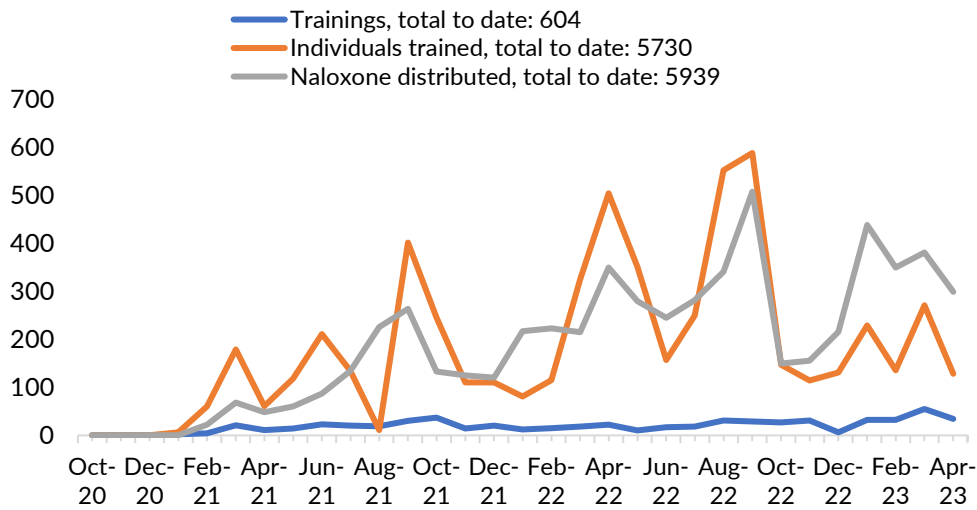


Client Referrals to Other State-Supported Programs, Project to Date

	Oct-Dec 2020	Jan-Mar 2021	Apr-Jun 2021	July-Oct 2021	Oct-Dec 2021	Jan-Mar 2022	Apr-May 2022	Jul-Sep 2022	Oct-Dec 2022	Jan 23	Feb 23	Mar 23	Apr 23	Total
Syringe Access	0	20	53	45	68	59	73	103	170	70	52	54	33	800
MaineCare Application	0	41	38	23	47	10	16	22	20	14	12	11	8	262
MaineMOM	0	0	1	8	16	5	3	6	2	0	0	0	0	41
MARR	N/A	N/A	N/A	N/A	28	17	30	40	52	17	18	29	20	251
Community Coalition	N/A	N/A	N/A	N/A	61	20	34	58	65	30	16	28	34	346
Patient Navigator	N/A	N/A	N/A	N/A	22	13	21	34	28	12	7	12	13	162
Rapid Induction at ED	N/A	N/A	N/A	N/A	32	6	9	8	18	5	7	0	0	85
Continuing Source of Naloxone	N/A	N/A	N/A	N/A	127	127	299	279	229	116	30	122	62	1391

OPTIONS liaisons also serve as community educators conducting a variety of trainings including Overdose Education and Naloxone Distribution and anti-stigma trainings. The chart and table show the number and cumulative number of trainings conducted, individuals trained, and naloxone kits distributed by OPTIONS liaisons. OPTIONS liaisons have conducted 604 trainings, trained 5,730 individuals, and distributed 5,939 kits (11,878 doses) of naloxone from October 2020 to April 2023.

Number of Trainings Conducted, Individuals Trained, and Naloxone Kits Distributed by OPTIONS Liaisons



Trainings Conducted, Individuals Trained, and Naloxone Kits Distributed by OPTIONS Liaisons

	Oct- Dec 2020	Jan- Mar 2021	Apr- Jun 2021	July- Oct 2021	Oct- Dec 2021	Jan- Mar 2022	Apr- May 2022	Jul- Sep 2022	Oct- Dec 2022	Jan 23	Feb 23	Mar 23	Apr 23	Total
Monthly Trainings	0	27	48	69	71	45	49	78	64	32	32	55	34	604
Monthly Trained	0	245	390	547	466	521	1013	1392	392	229	136	271	128	5730
Monthly Naloxone	0	90	195	624	378	655	875	1131	522	439	350	381	299	5939