

September 2021

MDOC Adult Data Report



MDOC Data Team

This document contains key adult correctional data points to assist management and staff in making evidence-based decisions.

Randall Liberty
Commissioner

Ryan Thornell, Ph.D.
Deputy Commissioner

Maine Department of Corrections
25 Tyson Drive
State House Station 111
Augusta Maine 04333-0111
207-287-2711

10/7/2021



Maine Department of Corrections September 2021 Data Reporting

Contents

| | |
|---|----|
| 1.0 Population & Demographics | 3 |
| 1.1 Incarcerated Population..... | 3 |
| 1.2 Behavioral Health Services..... | 4 |
| 1.3 Special Housing: Restrictive Housing and Special Management Population..... | 5 |
| 2.0 Correctional Programming..... | 5 |
| 2.1 Correctional Program Fidelity | 9 |
| 2.2 Case Plans & Case Management..... | 10 |
| 2.3 Opioid Use Disorder & Substance Use Disorder Treatment..... | 11 |
| 2.4 Statewide Educational and Vocational Programming - Men & Women | 14 |
| 2.5 Programming Tablets..... | 17 |
| 3.0 Classification..... | 18 |
| 3.1 Average Monthly Gain, by Year, by Gender..... | 19 |
| 3.2 Current Custody Ratings | 19 |
| 3.3 Facility Transfers | 19 |
| 4.0 Prison Industries Report | 23 |
| 5.0 Office of Victim Services | 24 |
| 6.0 Adult Community Corrections | 26 |
| 6.1 Adult Community Caseloads as of August 6, 2021. | 26 |
| 6.2 Average Age and Race of Adult Probationers by Gender | 27 |
| 6.3 Community Population Over Time..... | 27 |
| 6.4 Violations & Revocations | 28 |



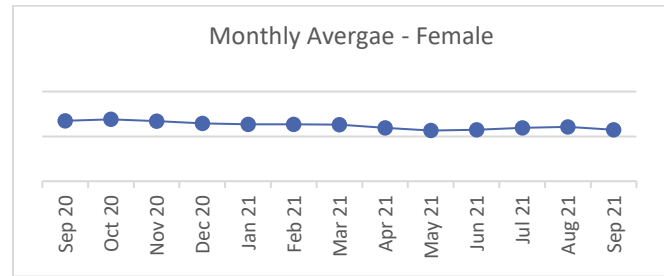
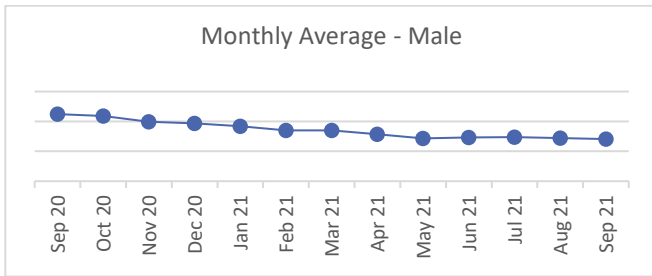
Maine Department of Corrections September 2021 Data Reporting

1.0 Population & Demographics

1.1 Incarcerated Population

2020-2021 average population, by month, by gender. *Average Pop YTD is based only on 2021 months.*

| Month-Year | Male | Female | Total |
|------------------------|-------------|------------|-------------|
| 20-Sep | 1649 | 135 | 1784 |
| 20-Oct | 1637 | 138 | 1776 |
| 20-Nov | 1598 | 134 | 1732 |
| 20-Dec | 1588 | 129 | 1717 |
| 21-Jan | 1568 | 127 | 1695 |
| 21-Feb | 1541 | 127 | 1668 |
| 21-Mar | 1541 | 126 | 1667 |
| 21-Apr | 1514 | 119 | 1632 |
| 21-May | 1486 | 113 | 1600 |
| 21-Jun | 1492 | 115 | 1607 |
| 21-Jul | 1495 | 119 | 1614 |
| 21-Aug | 1488 | 121 | 1609 |
| 21-Sep | 1482 | 115 | 1597 |
| Average Pop YTD | 1512 | 120 | 1632 |



Population Demographics

Average Age

| | Male | Female |
|----------------|------|--------|
| September 2021 | 41 | 37 |

Racial Breakdown by Gender

| | Male | Female |
|---------------------------|-------------|-------------|
| Asian | 0.55% | 0.00% |
| Black or African American | 11.37% | 5.36% |
| Native American | 2.33% | 4.46% |
| Native Hawaiian | 0.07% | 0.00% |
| Two or More Races | 1.10% | 2.68% |
| Unknown | 4.18% | 0.89% |
| White | 80.41% | 86.61% |
| Totals | 100% | 100% |



Maine Department of Corrections September 2021 Data Reporting

Current Population by Controlling Offense

The table to the right shows the total DOC population by their controlling sentence. The 40 residents in the “Null” category is a result of the correctional information system not being able to determine a controlling sentence. The “Attempt” category represents several offense types where the controlling offense was attempted but not successful. Currently this includes attempted murder and attempt to commit a crime. Controlling offense reflects all adult facility population on October 1, 2021.

| Controlling Sentence | # | % | Controlling Sentence | # | % |
|----------------------|-----|-----|----------------------|-----|-----|
| Null | 40 | 3% | Murder | 213 | 14% |
| Arson | 24 | 2% | Other | 2 | 0% |
| Assault/Threaten | 220 | 14% | OUI | 10 | 1% |
| Attempt | 15 | 1% | Property Damage | 3 | 0% |
| Bail | 14 | 1% | Public Admin | 25 | 2% |
| Burglary | 101 | 6% | Robbery | 101 | 6% |
| Conspiracy | 7 | 0% | Sex Offenses | 219 | 14% |
| Drugs- Other | 17 | 1% | Solicitation | 1 | 0% |
| Drugs- Trafficking | 311 | 20% | Stalking/Terrorize | 7 | 0% |
| Drugs- Possession | 20 | 1% | Theft | 83 | 5% |
| Falsification | 13 | 1% | Traffic Criminal | 34 | 2% |
| Forgery | 10 | 1% | Trespass | 1 | 0% |
| Kidnapping | 11 | 1% | Weapons | 9 | 1% |
| Manslaughter | 61 | 4% | | | |

1.2 Behavioral Health Services

Behavioral Health Services

Wellpath provided behavioral health services:

- Substance use disorder assessments September — 53
- Behavioral health intakes for August — 61
- Behavioral health sick calls answered for August — 601
- Adult facility residents on psych meds for August — 703

Intensive Mental Health Unit Average Population

The Department of Corrections recognizes the need to provide structured intensive mental health services in a specialized mental health housing unit to accommodate the needs of male prisoners experiencing serious mental health problems.

The purpose of the IMHU is to help residents’ function at their optimal levels, under the least restrictive conditions necessary, while working towards the reduction of criminogenic risk factors. The goal is to improve quality of life, prepare residents for return to general population housing units, if possible, and, when appropriate, prepare residents for release back into the community, return to jail, admission to a state mental health institute, or transfer to an out-of-state correctional facility.

The table to the right shows the average daily population in the IMHU by month.

| Month/Year | Average Pop |
|-------------------------|-------------|
| 20-June | 22 |
| 20-July | 24 |
| 20-Aug | 24 |
| 20-Sep | 21 |
| 20-Oct | 21 |
| 20-Nov | 23 |
| 20-Dec | 23 |
| 21-Jan | 24 |
| 21-Feb | 25 |
| 21-Mar | 23 |
| 21-Apr | 23 |
| 21-May | 23 |
| 21-Jun | 24 |
| 21-Jul | 24 |
| 21- Aug | 25 |
| 21-Sep | 26 |
| Average Pop 2021 | 24 |



Maine Department of Corrections September 2021 Data Reporting

1.3 Special Housing: Restrictive Housing and Special Management Population

On July 1, 2020 the policies pertaining to Special Housing (SH) were revised resulting in a change to the status types along with other restrictive housing and special management criteria and definition changes.

The number of stays below and to the left are the number of times any resident spent any amount of time on the status during the month of September 2021. The number of unique residents below and to the right, are the number of residents that spent any amount of time on the status during the month of September 2021.

| Number of Stays for Each Status | Male | Female |
|--|------|--------|
| Administrative Control Unit (ACU) | 14 | 0 |
| Administrative Status | 35 | 3 |
| Disc. Rest. Spec. Mgmt. Hsg. moved from D.Seg. | 1 | 0 |
| Disciplinary Segregation | 6 | 0 |

| Number of Unique Residents for Each Status | Male | Female |
|--|------|--------|
| Administrative Control Unit (ACU) | 14 | 0 |
| Administrative Status | 30 | 3 |
| Disciplinary Segregation | 5 | 0 |
| More than one Status | 2 | 0 |

The below tables show the demographics of residents on a restrictive housing (RH) or special management (SM) status during the month of September 2021.

| Race | Males | | Females | |
|--------------------------------------|-------|------------|---------|------------|
| | Count | Percentage | Count | Percentage |
| Asian | 1 | 1.96% | 0 | 0.00% |
| Black or African American | 6 | 11.76% | 0 | 0.00% |
| Native American | 2 | 3.92% | 0 | 0.00% |
| 'Native Hawaiian or Pacific Islander | 1 | 1.96% | 0 | 0.00% |
| Two or More Races | 2 | 3.92% | 0 | 0.00% |
| Unknown | 4 | 7.84% | 0 | 0.00% |
| White | 35 | 68.63% | 3 | 100.00% |

| Age Groups | Males | | Females | |
|------------|-------|------------|---------|------------|
| | Count | Percentage | Count | Percentage |
| 20's | 19 | 37.25% | 1 | 33.33% |
| 30's | 19 | 37.25% | 0 | 0.00% |
| 40's | 11 | 21.57% | 0 | 0.00% |
| 50's | 1 | 1.96% | 2 | 66.67% |
| 60's | 1 | 1.96% | 0 | 0.00% |
| 70's | 0 | 0.00% | 0 | 0.00% |

For residents placed on Administrative Status (RH) during the month of September 2021, the following table lists the reasons for the Administrative Status placement.

| Reason for Placement | # of Residents |
|---------------------------|----------------|
| Medical | 8 |
| Protection from Self Harm | 7 |
| Physical Altercation | 6 |
| Refusing Orders | 3 |
| Threat to his/her safety | 3 |
| Substance Use/Possession | 2 |
| Threatening Staff | 2 |
| Assaulted Staff | 1 |
| Creating a Disturbance | 1 |
| Possession of Escape Tool | 1 |



Maine Department of Corrections September 2021 Data Reporting

Average Daily Population in Special Housing by Status Type

The below tables show the average daily population of residents on a restrictive housing (RH) or special management (SM) status, as well as the ADP in those statuses as a percent of the total population for the month of September 2021.

| Males | | Females | |
|---|------------------------|---|------------------------|
| Special Housing Type | ADP in Special Housing | Special Housing Type | ADP in Special Housing |
| Administrative Status (RH) | 5.00 | Administrative Status (RH) | 1.13 |
| Disciplinary Segregation (RH) | 3.57 | Disciplinary Segregation (RH) | 0.00 |
| Administrative Controls Unit (SM) | 13.67 | Daily Average of Females in Special Housing | 1.13 |
| Daily Average of Males in all Special Housing | 22.23 | % of Female Population in all Special Housing | 0.99% |
| % of Male Population in all Special Housing | 1.50% | | |

Average Daily Population in Special Housing by Status Type and Facility

| Gender | Facility | Average Daily Population on Administrative Status in September 2021 |
|--|---|---|
| Females | MCC | 1.13 |
| | Daily Average of Females on Administrative Status | 1.13 |
| | % of Female Population on Administrative Status | 0.99% |
| Males | MCC | 2.47 |
| | MSP | 2.07 |
| | MVCF | 0.47 |
| | Daily Average of Males on Administrative Status | 5.00 |
| | % of Male Population on Administrative Status | 0.34% |
| All Residents Daily Average on Administrative Status | | 6.13 |
| % of Total Population on Administrative Status | | 0.38% |

| Gender | Facility | Average Daily Population on Disciplinary Segregation in September 2021 |
|---|--|--|
| Females | MCC | 0.00 |
| | Daily Average of Females on Disciplinary Segregation | 0.00 |
| | % of Female Population on Disciplinary Segregation | 0.00% |
| Males | MSP | 3.57 |
| | MCC | 0.00 |
| | MCVCF | 0.00 |
| | Daily Average of Males on Disciplinary Segregation | 3.57 |
| | % of Male Population on Disciplinary Segregation | 0.24% |
| All Residents Daily Average on Disciplinary Segregation | | 3.57 |
| % of Total Population on Disciplinary Segregation | | 0.22% |

| Gender | Facility | Average Daily Population in Administrative Controls Unit in September 2021 |
|--------|--|--|
| Males | MSP | 13.67 |
| | Daily Average of Males in Administrative Controls Unit | 13.67 |
| | % of Male Population in Administrative Controls Unit | 0.92% |

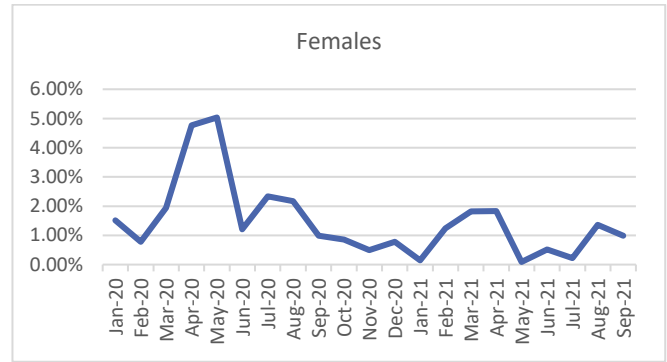
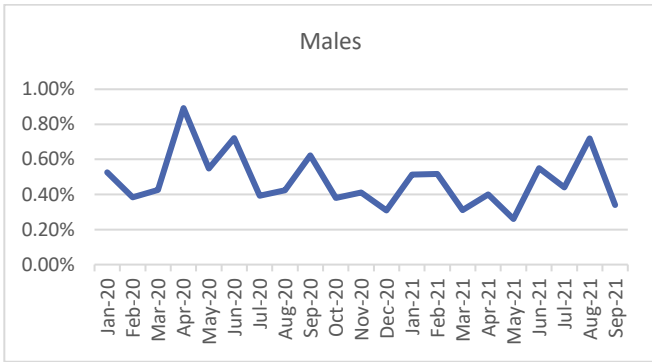


Maine Department of Corrections September 2021 Data Reporting

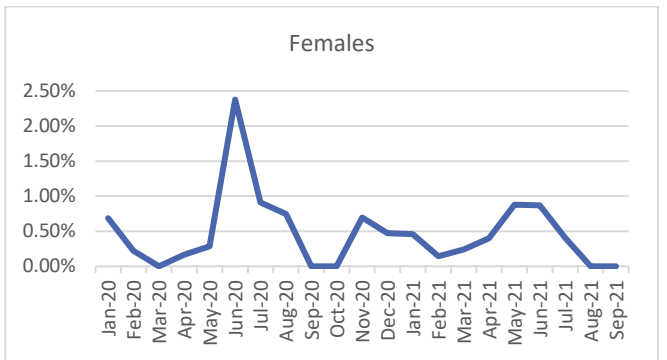
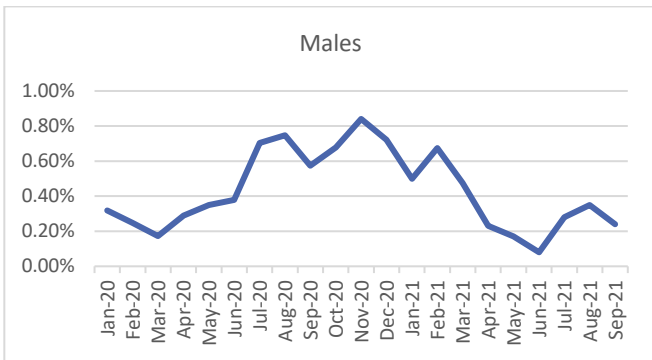
Average Daily Population in Special Housing as a Percent of Population

The below graphs show the average daily population as a percent of the population for each type of Special Housing status. (Admin Status includes Emergency Observation for months prior to July 2020)

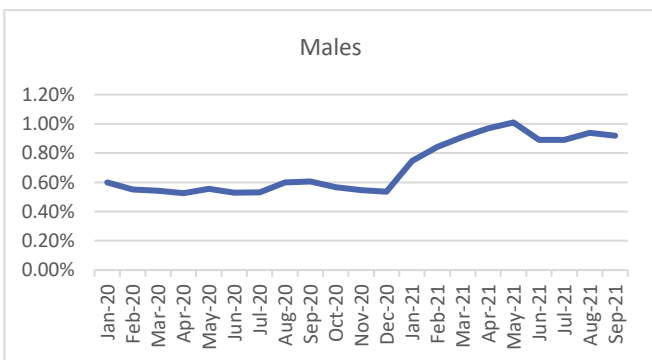
Percent of the Population on Administrative Status (Restrictive Housing Status)



Percent of the Population on Disciplinary Segregation (Restrictive Housing Status)



Percent of the Population in the Administrative Controls Unit (Special Management Status)



Note: The female population does not have an Administrative Controls Unit.



Maine Department of Corrections September 2021 Data Reporting

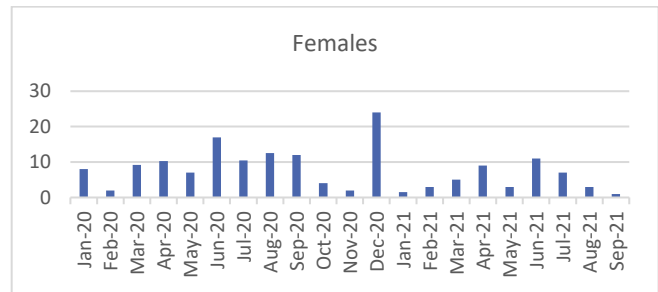
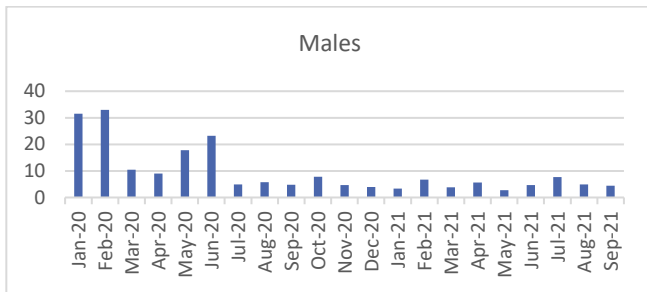
Average Length of Completed Stay on a Special Housing Status

The charts and graphs below show the average number of days residents spent on each status. The data includes all residents whose status ended during the month. "N/A" means a status wasn't completed that month.

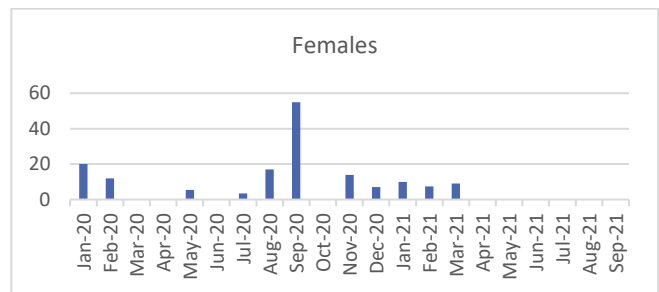
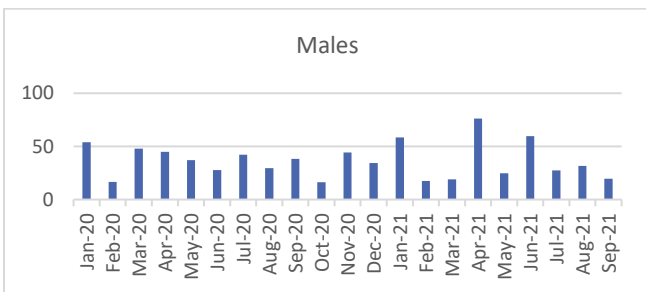
| Males | ACU | Admin | Disc |
|--------|--------|-------|-------|
| Sep-20 | N/A | 4.8 | 38.2 |
| Oct-20 | 99 | 7.82 | 16.38 |
| Nov-20 | 135.5 | 4.63 | 44.29 |
| Dec-20 | N/A | 4.00 | 34.28 |
| Jan-21 | N/A | 3.33 | 58.44 |
| Feb-21 | N/A | 6.73 | 17.43 |
| Mar-21 | N/A | 3.83 | 19.00 |
| Apr-21 | N/A | 5.63 | 76.25 |
| May-21 | N/A | 2.71 | 24.75 |
| Jun-21 | 329.66 | 4.70 | 59.50 |
| Jul-21 | N/A | 7.73 | 27.50 |
| Aug-21 | N/A | 4.94 | 31.50 |
| Sep-21 | 447 | 4.41 | 19.50 |

| Females | Admin | Disc |
|---------|-------|------|
| Sep-20 | 12.0 | 55.0 |
| Oct-20 | 4.0 | N/A |
| Nov-20 | 2.0 | 14.0 |
| Dec-20 | 24.0 | 7.0 |
| Jan-21 | 1.5 | 10.0 |
| Feb-21 | 3.0 | 7.5 |
| Mar-21 | 5.0 | 9.0 |
| Apr-21 | 9.0 | N/A |
| May-21 | 3.0 | N/A |
| Jun-21 | 11.0 | N/A |
| Jul-21 | 7.0 | N/A |
| Aug-21 | 3.0 | N/A |
| Sep-21 | 1.0 | N/A |

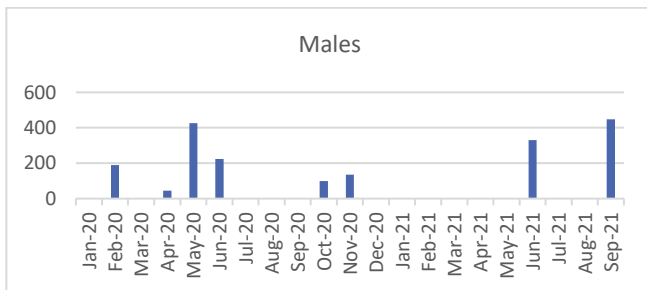
Average Length of Completed Stay on Administrative Status (Restrictive Housing Status)



Average Length of Completed Stay on Disciplinary Segregation (Restrictive Housing Status)



Average Length of Completed Stay in the Administrative Controls Unit (Special Management Status)



Note: The female population does not have an Administrative Controls Unit.



Maine Department of Corrections September 2021 Data Reporting

2.0 Correctional Programming

2.1 Correctional Program Fidelity

Beginning in the spring of 2016, DOC staff participated in a University of Cincinnati Corrections Institute (UCCI) training on fidelity monitoring using their group observation and coaching process. The form is designed to provide a platform for trained staff to observe and rate program delivery in six individual skill areas and adherence to specific program curriculums, providing an overall fidelity score. The scores can range from 0-2. A zero score indicates “needs improvement,” 1 indicates “satisfactory,” and 2 “very satisfactory.” Initial overall score goals for Maine DOC programs was set at 1.5, with no individual skill area being under 1. All scores for each observation are entered in a database that keeps cumulative overall scores for each program. Immediately following each observation, rater feedback is provided to program staff to highlight strengths and areas of needed improvement. Cumulative reporting on each program has been provided to identify Department-wide areas of need, and specific targeted training to reinforce skill areas has been provided.

The table below shows DOC core programming cumulative scores for 2021 observed programs. *The treatment program expectation is all core programs will be observed a minimum of twice per class cohort.*

Program Fidelity Scores by Program and Section Current to October 6, 2021

| | Core Program Observed | | | | | | |
|---------------------------------|-----------------------|-------------|-------------|-------------|-------------|-------------|-------------|
| | T4C | CBI-SA | CBI-SO | CBI-IPV | LIB | Prime Life | Prime Sol |
| Group Structure/Format | 1.70 | 1.97 | 1.85 | 1.90 | 1.50 | 1.67 | 2.00 |
| Facilitator Knowledge/ Modeling | 1.90 | 2.00 | 2.00 | 1.97 | 1.60 | 2.00 | 2.00 |
| Teaching Skills | 2.00 | 1.88 | 1.93 | 1.91 | 1.00 | 2.00 | 2.00 |
| Behavior Management | 1.53 | 1.71 | 1.92 | 1.92 | 0.63 | 1.86 | 2.00 |
| Communication | 1.90 | 1.90 | 2.00 | 1.97 | 1.60 | 2.00 | 2.00 |
| Interpersonal Characteristics | 2.00 | 1.84 | 2.00 | 1.96 | 1.00 | 2.00 | 2.00 |
| Overall Fidelity Score | 1.84 | 1.88 | 1.95 | 1.94 | 1.22 | 1.92 | 2.00 |
| Total 2021 Observations | 2 | 4 | 5 | 6 | 1 | 1 | 1 |

Number of 2021 Observations, by Program and Facility

| Facility | T4C | CBI-SA | CBI-SO | CB I-IPV | LIB | Prime Life | Prime Sol |
|--------------|----------|----------|----------|----------|----------|------------|-----------|
| MCC-M | | 1 | | | | | |
| MCC-W | | | | | | | |
| SMWRC | | | | | | | |
| MVCF | 1 | 2 | 5 | 3 | | 1 | 1 |
| MSP | | 1 | | 1 | | | |
| MSP- RSU | 1 | | | 2 | 1 | | |
| BCF | | | | | | | |
| Total | 2 | 4 | 5 | 6 | 1 | 1 | 1 |



Maine Department of Corrections September 2021 Data Reporting

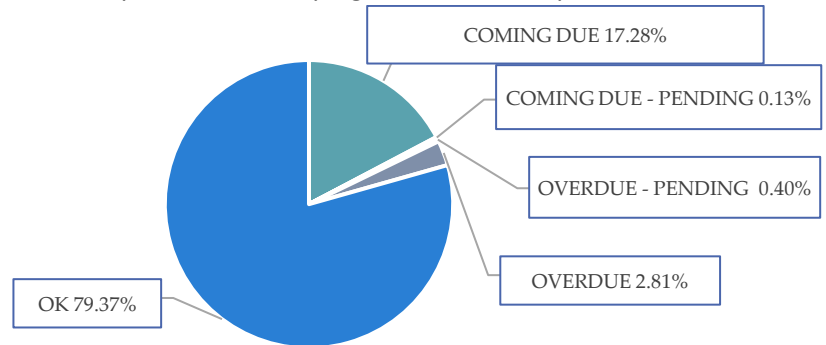
2.2 Case Plans & Case Management

| Case Plans- September 2021 | BCF | MVCF | MSP | MCC Male | MCC Female | All Facility Ave |
|----------------------------|-----|------|-----|----------|------------|------------------|
| Case Plan OK | 95% | 90% | 76% | 77% | 80% | 84% |
| No CM | 0% | 0% | 0% | 0% | 0% | 0% |
| Old CM | 1% | 5% | 3% | 6% | >1% | 4% |
| Old Case Plan Review | 3% | 5% | 14% | 9% | 18% | 10% |
| Reentry Contacts | 96% | 100% | 93% | 88% | 94% | 94% |

Client Classification Reviews

Client classification is a correctional process by which each resident is rated per his/her institutional risk and is used to determine an appropriate housing unit. There are four classifications for DOC residents, including: Close; Medium; Minimum; and Community. An Initial Classification is performed upon admission to a correctional facility after completion of intake assessments. After the initial classification, residents with more than 5 years must be reviewed annually. Residents with 5 years or less remaining or who are transgender, or intersex must be reviewed every 6 months. Case Managers and Unit Teams combined are responsible for keeping classifications up to date.

The chart to the right demonstrates the timeliness of statewide classification reviews for DOC residents as of October 1, 2021. "Ok" and "Coming Due" statuses represent those who are up to date (96.78%). "Overdue" and "Overdue Pending" require review and finalization.



Classification reviews by facility can be found below.

| | BCF | | MCC - F | | MCC - M | | MSP | | MVCF | | All Facilities | |
|----------------------|-----|-----|---------|-----|---------|-----|-----|-----|------|-----|----------------|--------|
| OK | 142 | 78% | 88 | 83% | 233 | 87% | 489 | 80% | 233 | 72% | 1185 | 79.37% |
| COMING DUE | 34 | 19% | 16 | 15% | 34 | 13% | 109 | 18% | 65 | 20% | 258 | 17.28% |
| COMING DUE - PENDING | 0 | 0% | 1 | 1% | 0 | 0% | 0 | 0% | 1 | 0% | 2 | 0.13% |
| OVERDUE - PENDING | 1 | 1% | 0 | 0% | 0 | 0% | 1 | 0% | 4 | 1% | 6 | 0.40% |
| OVERDUE | 6 | 3% | 1 | 1% | 1 | 0% | 12 | 2% | 22 | 7% | 42 | 2.81% |

MaineCare & Projected Resident Releases- Through a collaboration with Department of Health and Human Services MaineCare Division, CMs can assist residents in ensuring MaineCare is in place at discharge.

Below are September 2021 releases with MaineCare status at discharge:

- **48** resident releases in September with full MaineCare in place.
 - **1** released with only prescription benefit
- **1** released with VA benefits in place
- **2** released to out of state placements
- **1** released who declined to apply



Maine Department of Corrections September 2021 Data Reporting

2.3 Opioid Use Disorder & Substance Use Disorder Treatment

The tables below highlight treatment for Opioid Use Disorder (OUD) and Substance Use Disorder (SUD) at Maine Department of Corrections' adult correctional facilities, separated by men and women's treatment cohorts. Waitlists are generated by clinically assessed need. Once a resident is placed on the waitlist, they are offered treatment when a slot becomes available in the appropriate treatment.

"Grand Total" row represents the total number of residents active or wait listed in a treatment program, by program name. It is possible for a resident to be active or waitlisted for multiple SUD/OUD treatment programs, therefore the "total unique participants" row shows the non-duplicated number active in, or on a waitlist for any OUD or SUD treatment. The "total unique male pop" row shows the number of male residents on the day this report was run, and the % of male population represented by the unique participants in the waitlisted and active columns.

Active/Waitlisted as of October 6, 2021, Year to date completions through September 2021.

| Men's OUD & SUD Treatment | Active | Waitlisted |
|---|------------|------------|
| MAT | 512 | 133 |
| SUD CBI-SA | 35 | 20 |
| SUD Individual | 61 | 10 |
| SUD Living in Balance- Core | 58 | 25 |
| SUD Living in Balance- Other | 3 | |
| SUD Living in Balance- Relapse Prevention | 3 | 1 |
| SUD Outpatient Waitlist | 20 | 152 |
| SUD Prime For Life | | 10 |
| SUD Prime Solutions | 11 | 11 |
| SUD Residential Treatment Waitlist | 2 | 145 |
| SUD RSU MVCF | 23 | 3 |
| SUD RSUT Helping Men Recover (MSP) | 9 | |
| SUD RSUT- CBI-SA (MSP) | 21 | 1 |
| SUD RSUT- LIB (MSP) | 6 | |
| SUD RSUT-MSP | 30 | 1 |
| SUD Seeking Safety | 9 | 3 |
| SUD Stages of Change | 13 | 6 |
| Grand Total | 816 | 521 |
| Total Unique Male Participants | 582 | 404 |
| Total Unique Male Population (1,456) | 40% | 28% |

| Men's OUD & SUD Completed 2021 | Sep | YTD Total |
|---|-----------|------------|
| MAT | 27 | 272 |
| SUD CBI-SA | 11 | 45 |
| SUD Individual | 5 | 43 |
| SUD Living in Balance- Core | 19 | 117 |
| SUD Living in Balance- Other | 1 | 5 |
| SUD Living in Balance- Relapse Prevention | | 24 |
| SUD Prime For Life | 8 | 42 |
| SUD Prime Solutions | | 34 |
| SUD Residential Treatment Waitlist | | 17 |
| SUD RSU MVCF | | 31 |
| SUD RSUT Helping Men Recover (MSP) | 1 | 42 |
| SUD RSUT- CBI-SA (MSP) | 6 | 52 |
| SUD RSUT- LIB (MSP) | 1 | 40 |
| SUD RSUT-MSP | 5 | 42 |
| SUD Stages of Change | 1 | 26 |
| Grand Total | 85 | 832 |
| Total Unique Male Completers YTD | 78 | 528 |

| Women's OUD & SUD Treatment | Active | Waitlisted |
|---|------------|------------|
| MAT | 50 | 16 |
| SUD CBI-SA | 10 | 1 |
| SUD Co-Dependent No More | 1 | |
| SUD Individual | 4 | 1 |
| SUD Living in Balance- Core | | 3 |
| SUD Living in Balance- Relapse Prevention | 6 | |
| SUD Outpatient Waitlist | 2 | 2 |
| SUD Women's SUD Services | 38 | 18 |
| Grand Total | 111 | 41 |
| Total Unique Female Participants | 62 | 35 |
| Total Unique Female Population (111) | 56% | 32% |

| Women's OUD & SUD Completed 2021 | Sep | YTD Total |
|---|----------|------------|
| MAT | 3 | 36 |
| SUD Co-Dependent No More | | 21 |
| SUD Individual | | 3 |
| SUD Living in Balance- Relapse Prevention | | 25 |
| SUD Women's SUD Services | | 26 |
| Grand Total | 3 | 111 |
| Total Unique Female Completers YTD | 3 | 72 |



Maine Department of Corrections September 2021 Data Reporting

Treatment Programming - Men

The programs listed below are the core programming for the male DOC population. They include programming for all adult male facilities.

“Grand Total” row represents the total number of residents active or wait listed in a treatment program, by program name. It is possible for a resident to be active or waitlisted for multiple treatment programs, therefore the “total unique participants” row shows the non-duplicated number active in, or on a waitlist for any program. The “total unique male pop” row shows the number of male residents on the day this report was run, and the % of male population represented by the unique participants in the waitlisted and active columns.

Active/Waitlisted as of October 6, 2021, completions for September 2021.

| Men's Treatment Program | Active | Wait Listed |
|---|------------|-------------|
| Alternatives To Violence | | 34 |
| Anger Management | 16 | 13 |
| CBI-IPV | 34 | 85 |
| Challenge Program | 13 | 36 |
| Commitment To Change | 6 | 12 |
| Criminal Addictive Thinking | 8 | 9 |
| Helping Men Recover | 55 | 11 |
| Houses Of Healing | 9 | 20 |
| Hustle 2.0 | 7 | 18 |
| Inside-Out Dads | 12 | 43 |
| Long Distance Dads | 1 | 42 |
| New Freedom | 49 | 37 |
| Nonviolent Communication | 19 | 69 |
| NVC Foundations | 18 | 2 |
| Planning Your Release | 25 | 11 |
| PSB Tx Building a Balanced Lif | 12 | |
| PSB Tx CBI-SO MVCF | 32 | 21 |
| PSB Tx Maintenance | 7 | |
| PSB Tx Program MVCF | 29 | 1 |
| PSB Tx SAPHE | | 3 |
| Process Group | 8 | |
| Psychology Of Incarceration | 2 | 41 |
| R&R2 | 15 | 43 |
| Recovery Club | 3 | 1 |
| Recovery Peer Support- Coach | 9 | 16 |
| Recovery Peer Support- Participant | 19 | 9 |
| Restorative Justice | 11 | 2 |
| SAFE | 13 | 103 |
| The Impact of Crime | 18 | 39 |
| Thinking for a Change | 2 | 125 |
| YARP | 12 | 11 |
| Grand Total | 464 | 857 |
| Total Unique Male Participants | 365 | 605 |
| Total Unique Male Population (1,456) | 25% | 42% |

| Men's Program Completion | Successful |
|-----------------------------|------------|
| Anger Management | 2 |
| Challenge Program | 8 |
| Criminal Addictive Thinking | 1 |
| Helping Men Recover | 57 |
| New Freedom | 4 |
| NVC Foundations | 1 |
| R&R2 | 1 |
| SAFE | 1 |
| Grand Total | 75 |



Maine Department of Corrections September 2021 Data Reporting

Treatment Programming - Women

The programs listed below are the core programming for the female DOC population. They include programming for all adult female residents.

“Grand Total” row represents the total number of residents active or wait listed in a treatment program, by program name. It is possible for a resident to be active or waitlisted for multiple treatment programs, therefore the “total unique participants” row shows the non-duplicated number active in, or on a waitlist for any program. The “total unique male pop” row shows the number of male residents on the day this report was run, and the % of male population represented by the unique participants in the waitlisted and active columns.

Active/Waitlisted as of October 6, 2021, completions for September 2021.

| Women's Treatment Program | Active | Wait Listed |
|---|------------|-------------|
| Anger Management | 1 | 2 |
| Criminal Addictive Thinking | 9 | 6 |
| Healing Trauma | 1 | |
| Healthy Relationships | 16 | 5 |
| Helping Women Recover | 1 | 4 |
| Mom's Helping Mom's | 1 | |
| Moving On | 2 | 14 |
| NAMI- First Aid | 4 | |
| New Freedom | 6 | |
| Problem Sexual Behavior Tx Women | 3 | 1 |
| Recovery Coach Academy | | 1 |
| Recovery Peer Support- Coach | 6 | |
| Recovery Peer Support- Participant | 17 | 2 |
| SAFE | 3 | 3 |
| Thinking for a Change | | 4 |
| Grand Total | 70 | 42 |
| Total Unique Female Participants | 47 | 35 |
| Total Unique Female Population (111) | 42% | 32% |

| Women's Program Completion | Successful |
|-----------------------------|------------|
| Criminal Addictive Thinking | 8 |
| Healthy Relationships | 1 |
| Helping Women Recover | 6 |
| Grand Total | 15 |



Maine Department of Corrections September 2021 Data Reporting

2.4 Statewide Education and Vocational Programming - Men & Women

The table below shows active/waitlisted as of October 6, 2021, and successful completions for September 2021.

| Education & Vocational Program | Active | | Wait Listed | |
|------------------------------------|------------|------------|-------------|------------|
| | F | M | F | M |
| Adult Basic Education | 1 | 30 | | 7 |
| HiSET Prep Math | 1 | 79 | 1 | 41 |
| HiSET Prep Reading | 2 | 59 | 1 | 28 |
| HiSET Prep Social Studies | 2 | 49 | | 23 |
| HiSET Prep Science | 1 | 48 | | 35 |
| HiSET Prep Writing | 1 | 65 | | 35 |
| HiSET/HiSET prep | 1 | | 1 | 3 |
| College- Semester | 54 | 71 | 3 | 11 |
| College- Associate's Degree | 35 | 46 | | 12 |
| College- Bachelor's Degree | 5 | 15 | | 2 |
| College- Master's Degree | 1 | 3 | | |
| PhD | | 1 | | |
| Post-Secondary/College prep | 4 | 1 | | 11 |
| College | 1 | 22 | | 17 |
| SCP Education Hold | | 44 | | 2 |
| HSED waitlist (CM referral to edu) | | 2 | | 23 |
| EMCC Badging | | 1 | | |
| College Transition | | 11 | | 1 |
| Servsafe Certification | 7 | 8 | | 47 |
| Auto Mechanics | | 4 | | 6 |
| Bee Keeping | | | | 8 |
| Building Trades | | 2 | | 2 |
| Culinary Arts | 3 | | | 1 |
| OSHA Certification | | 1 | | 26 |
| Work Ready | 1 | 9 | 9 | 20 |
| Small Engines | | 2 | | 10 |
| Welding | | 8 | | 23 |
| Master Gardener | | | | 7 |
| NCCER | | 21 | 3 | 66 |
| Grand Total | 120 | 602 | 18 | 467 |

| Education & Vocational Program Completions | Successful | |
|--|------------|-----------|
| | F | M |
| College- Associate's Degree | 2 | |
| College- Semester | 4 | |
| HiSET Prep Math | 2 | 1 |
| HiSET Prep Reading | | 1 |
| HiSET Prep Science | | 2 |
| HiSET Prep Social Studies | 1 | 1 |
| HiSET Prep Writing | 1 | 2 |
| HSED waitlist (CM referral to edu) | | 2 |
| Post-Secondary/College prep | 2 | |
| SCP Education Hold | | 2 |
| HSED awarded from MDOE | 2 | 1 |
| Servsafe Certification | 2 | |
| Grand Total | 16 | 12 |

Active in College as of 10/6/2021

| Facility | College Degree Program | Gender | Active |
|--------------------|-----------------------------|--------|------------|
| BCF | College- Associate's Degree | M | 3 |
| | College- Bachelor's Degree | M | 1 |
| | PhD | M | 1 |
| MCC | College- Associate's Degree | F | 14 |
| | College- Associate's Degree | M | 15 |
| | College- Bachelor's Degree | F | 1 |
| | College- Bachelor's Degree | M | 2 |
| SMWRC | College- Associate's Degree | F | 19 |
| | College- Bachelor's Degree | F | 4 |
| | College- Master's Degree | F | 1 |
| MSP | College- Associate's Degree | M | 19 |
| | College- Bachelor's Degree | M | 10 |
| | College- Master's Degree | M | 3 |
| MVCF | College- Associate's Degree | M | 6 |
| | College- Bachelor's Degree | M | 2 |
| Grand Total | | | 101 |

College Programming at Maine Department of Corrections

For over 20 years, the Maine Department of Corrections has been providing opportunities for residents to participate in and complete college programming. With over 100 college degrees awarded to residents since 2009, the college program has had a transformative impact on the culture of corrections and in the mindset of residents.

For more on the MDOC College Education Program, please see our report "MDOC College Program" at

<https://www.maine.gov/corrections/CollegeProgramData>



Maine Department of Corrections September 2021 Data Reporting

Statewide Classroom Observations

Education Observation Expectations: Two observations per class cohort. Scoring scale for skill areas is 1= meets standard, 2= exceeds standard, 0=needs improvement. All classrooms have a goal of 1.5 or higher in all skill areas.

The table below shows DOC education programming observations cumulative scores for 2021 as of October 6, 2021.

| Facility | All HiSET | All ABE | Work Ready | Non-Traditional | Grand Total |
|--------------|-----------|----------|------------|-----------------|-------------|
| MCC-M | | | | | 0 |
| MCC-W | | | | | 0 |
| SMWRC | | | | | 0 |
| MVCF | | | 3 | 5 | 8 |
| BCF | | | | | 0 |
| MSP | | | | | 0 |
| Total | 0 | 0 | 3 | 5 | 8 |

| Skill Area | HiSET | ABE | Work Ready | Non-Traditional |
|-----------------------------------|-------|-----|-------------|-----------------|
| Lesson Planning | | | 2 | 2 |
| Student Engagement Responsiveness | | | 2 | 2 |
| Class Mgt & Leadership | | | 2 | 2 |
| Monitoring & Assessment | | | 2 | 2 |
| Totals Observation Score | | | 2.00 | 2.00 |

Hi-SET Subtest Completions and High School Equivalency Diplomas (HSED) Earned

HiSET Subtest successful completions, by facility, by subject, for June were pulled on August 9, 2021.

| Facility | HiSET Subtests Passed September 2021 | | | | | |
|--------------|--------------------------------------|----------|----------|-------------|----------|-----------|
| | Math | Reading | Science | Soc Studies | Writing | Total |
| BCF | 0 | 0 | 0 | 0 | 0 | 0 |
| MCC-M | 0 | 0 | 0 | 0 | 0 | 0 |
| MCC-F | 2 | 0 | 0 | 1 | 1 | 4 |
| MSP | 0 | 0 | 2 | 1 | 0 | 3 |
| MVCF | 1 | 1 | 0 | 0 | 2 | 4 |
| Total | 3 | 1 | 2 | 2 | 3 | 11 |

HSED completers, by facility and completion month. These numbers are pulled from CORIS and periodically compared to Department of Education records for reconciliation. The month indicated below is the actual month the HSED was awarded and issued by Maine Department of Education.

| Facility | 2021 Jan | 2021 Feb | 2021 Mar | 2021 April | 2021 May | 2021 Jun | 2021 July | 2021 Aug | 2021 Sept | 2021 Oct | 2021 Nov | 2021 Dec | 2021 Total |
|---------------|----------|----------|----------|------------|----------|----------|-----------|----------|-----------|----------|----------|----------|------------|
| BCF | 0 | 0 | 0 | 0 | 0 | 1 | 0 | 0 | 0 | | | | 1 |
| MCC-M | 0 | 0 | 0 | 0 | 0 | 0 | 0 | 0 | 0 | | | | 0 |
| MCC-F | 0 | 1 | 4 | 2 | 0 | 0 | 0 | 0 | 2 | | | | 9 |
| MSP | 0 | 0 | 0 | 0 | 1 | 1 | 2 | 0 | 0 | | | | 4 |
| MVCF | 1 | 0 | 1 | 2 | 1 | 1 | 1 | 0 | 1 | | | | 8 |
| Totals | 1 | 1 | 5 | 4 | 2 | 3 | 3 | 0 | 3 | | | | 22 |



Maine Department of Corrections September 2021 Data Reporting

Facility Grade Level Breakdown

This chart shows the current highest grade-level breakdown of the Adult Facility Population, as of October 1, 2021.

| | Women | % | Men | % | Total | % |
|---------------------|------------|-------------|-------------|-------------|-------------|-------------|
| Not In CORIS | 25 | 22% | 181 | 12% | 206 | 13% |
| 0-8th Grade | 5 | 4% | 78 | 5% | 83 | 5% |
| 9th-11th | 9 | 8% | 202 | 14% | 211 | 13% |
| HSD/HSED | 69 | 61% | 933 | 63% | 1002 | 63% |
| Tech./Trade | 1 | 1% | 9 | 1% | 10 | 1% |
| Associate | 2 | 2% | 41 | 3% | 43 | 3% |
| Bachelor | 2 | 2% | 36 | 2% | 38 | 2% |
| Masters | 0 | 0% | 6 | 0% | 6 | 0% |
| PHD | 1 | 1% | 0 | 0% | 1 | 0% |
| Grand Total | 114 | 100% | 1486 | 100% | 1600 | 100% |

Department of Education HSED 2016-2020 (completed while incarcerated)

| | 2016 Total | 2017 Total | 2018 Total | 2019 Total | 2020 Total |
|---------------|---------------|---------------|---------------|---------------|---------------|
| BCF | 8 | 3 | 4 | 3 | 3 |
| DCF | 7 | 2 | N/A | N/A | 0 |
| MCC-All | 11 | 12 | 19 | 20 | 9 |
| MSP | 30 | 24 | 27 | 19 | 8 |
| MVCF | 22 | 18 | 20 | 19 | 15 |
| Totals | 78 | 59 | 70 | 61 | 35 |

Apprenticeships at MDOC

MDOC has partnered with MDOL and Maine employers to provide four registered apprenticeships to its residents. Apprenticeships provide training and career pathways to high-quality jobs that allow apprentices to earn while they learn.

MDOC provides the following apprenticeship program to residents:

Carpentry – Carpentry apprentices may earn credentials of NCCER carpentry 1,2 and 3 as well as complete a 1,2, or 3-year apprenticeship in carpentry. Selected candidates must have the NCCER CORE Curriculum completed prior to enrollment in the apprenticeship.

Current Enrollment: 3

Culinary Arts – Culinary apprentices may earn a ServSafe certification and will learn the skills required to work as a line cook in a commercial kitchen. Skills covered include food safety, storage, ordering, basic preparation, and more.

Current Enrollment: 2

Material Handler – Material handler apprentices will earn an OSHA Forklift Operators certification and are trained in warehouse operations such as order picking, stock rotation, packing, shipping, ordering, purchase Order use, invoicing, and more.

Current Enrollment: 3

Wood Harvesting – Wood Harvesting apprentices may earn a Certified Logging Professional Certification. Apprentices will learn safety requirements, OSHA requirements, directional felling, and equipment operation.

Current Enrollment: 7

For more information on apprenticeships:

visit: [https://www.maine.gov/labor/jobs_training/apprenticeship/#:~:text=The%20Maine%20Apprenticeship%20Program%20\(MAP,technical%20and%20theoretical%20course%20work](https://www.maine.gov/labor/jobs_training/apprenticeship/#:~:text=The%20Maine%20Apprenticeship%20Program%20(MAP,technical%20and%20theoretical%20course%20work)



Maine Department of Corrections September 2021 Data Reporting

2.5 Programming Tablets

The programming tablets in our MDOC facilities are corrections grade and operate on a closed, managed network that allows residents access to thousands of hours of free academic, vocational, life skills, and therapeutic programming designed for all learning levels. Currently there are over 700 tablets available to residents at specific levels in the following facilities: Maine State Prison, Maine Correctional Center, and Mountain View Correctional Facility.

“Productive Hours” is the total amount of time residents spent in active programming and “Total Hours” includes “Productive Hours” plus entertainment hours used. Residents earn entertainment time for active programming time.

September 2021 Tablet Data Points

| | |
|---------------------------------------|--------|
| Unique Active Residents | 943 |
| Total Productive Hours | 19,308 |
| Total Entertainment Hours | 8,673 |
| Total Hours | 27,981 |
| Average Hours per Resident | 29.7 |
| % of Total Hours that were Productive | 69.00% |

| | Unique Active Residents | Total Productive Hours | Total Entertainment Hours | Total Hours | Average Hours per Resident | % of Total Hours that were Productive |
|---------|-------------------------|------------------------|---------------------------|-------------|----------------------------|---------------------------------------|
| MCC - M | 130 | 6,752 | 3,751 | 10,503 | 80.8 | 64.29% |
| MCC - F | 67 | 948 | 590 | 1,538 | 23.0 | 61.64% |
| MSP | 577 | 9,598 | 3,385 | 12,983 | 22.5 | 73.93% |
| MVCF | 169 | 2,010 | 948 | 2,958 | 17.5 | 67.96% |

Department Wide Course Completions in September by Course Type

| | | | |
|-----------------------|-----|----------------|----|
| Job Skills | 882 | Recovery | 73 |
| Spirituality | 418 | Making Changes | 58 |
| GED | 319 | Reading | 42 |
| Adult Basic Education | 234 | Finance | 41 |
| Career Exploration | 144 | Legal | 38 |
| Inspiration | 137 | College | 30 |
| Reentry | 126 | Lectures | 7 |
| Job Search | 106 | Documentaries | 1 |
| Health | 83 | | |



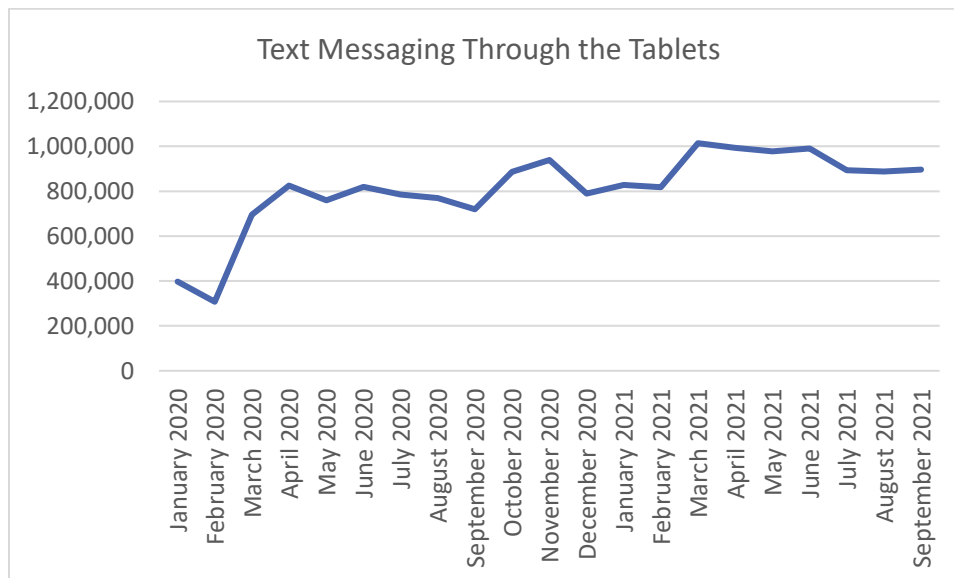
Maine Department of Corrections September 2021 Data Reporting

Top Courses Completed by Facility

Maine DOC tracks the courses that are completed on the tablets each month. The chart below reports the top five completed courses at each facility in September 2021.

| | | |
|-------------|--|-----|
| MCC-Males | Eric the Car Guy - Noises | 56 |
| | Eric the Car Guy - Brakes | 47 |
| | Peace Education Program - CL | 42 |
| | Lost and Found Written by, Anne Schraff | 34 |
| | Eric the Car Guy - Transmissions | 34 |
| MCC-Females | Headspace - Guided Meditation Sessions and Mindfuln... | 14 |
| | Prison Fellowship Virtual Easter Hope Event | 7 |
| | Michael G. Santos: Straight-A Guide | 5 |
| | Peace Education Program - CL | 4 |
| | Level 2 Reading Practice: The Founding Fathers | 4 |
| MSP | National Recovery Month Flyer | 368 |
| | Civics Class Memo - Class Begins! | 320 |
| | Christian Prayer - Part I - Prayer in the Christian Life | 95 |
| | Eric the Car Guy - Noises | 92 |
| | Prison Fellowship Virtual Easter Hope Event | 73 |
| MVCF | Announcement: MAT Expansion | 71 |
| | Resident Announcement: MAT Expansion | 64 |
| | Eric the Car Guy - Leaks | 31 |
| | NCCER Preparation | 26 |
| | Eric the Car Guy - Noises | 18 |

The tablets also offer residents the ability to communicate with family and other supports via text messaging. The graph below shows the number of messages sent per month from all MDOC adult facilities.





Maine Department of Corrections September 2021 Data Reporting

3.0 Classification

3.1 Average Monthly Gain, by Year, by Gender

This chart shows the average daily gain/loss of adult facility residents, by gender and calendar year.

| Year | Average Monthly Gain | | |
|--------------|----------------------|-------|--------|
| | Men | Women | All |
| 2015 | 0.83 | 4.08 | 4.92 |
| 2016 | 5.33 | 2.25 | 7.25 |
| 2017 | 1.25 | 0.42 | 1.67 |
| 2018 | -6.17 | 2.00 | -4.08 |
| 2019 | -13.75 | -1.00 | -14.75 |
| 2020 | -28.42 | -1.08 | -29.5 |
| 2021 to Date | -13.56 | 1.00 | -12.44 |
| 2015-2020 | -7.34 | 1.10 | -6.26 |

Admissions & Releases by Facility

| September 2021 | BCF | MCC-Men | MCC-Women | MSP | MVCF | Totals |
|-------------------------------------|-----|---------|-----------|-----|------|--------|
| Admissions for New Charges | N/A | 13 | 2 | 0 | N/A | 15 |
| Admissions for Probation Violations | N/A | 10 | 1 | 0 | N/A | 11 |
| Releases to Probation | 3 | 11 | 1 | 4 | 8 | 27 |
| Straight Releases | 6 | 7 | 1 | 4 | 6 | 24 |

3.2 Current Custody Ratings

Custody Rating Overtime- 2020 & 2021

| | | Sep 2020 | Oct 2020 | Nov 2020 | Dec 2020 | Jan 2021 | Feb 2021 | Mar 2021 | Apr 2021 | May 2021 | June 2021 | July 2021 | Aug 2021 | Sep 2021 | |
|------|--------------|----------|----------|----------|----------|----------|----------|----------|----------|----------|-----------|-----------|----------|----------|------|
| Male | Close | 10% | 10% | 10% | 10% | 11% | 11% | 12% | 12% | 12% | 11% | 11% | 10% | 10% | |
| | Medium | 49% | 50% | 49% | 50% | 51% | 51% | 51% | 51% | 50% | 49% | 51% | 51% | 52% | |
| | Minimum | 26% | 25% | 25% | 24% | 24% | 23% | 23% | 23% | 24% | 24% | 24% | 25% | 25% | 24% |
| | Community | 12% | 13% | 13% | 10% | 11% | 10% | 11% | 10% | 9% | 10% | 10% | 11% | 10% | 11% |
| | Unclassified | 3% | 2% | 2% | 5% | 3% | 5% | 3% | 4% | 5% | 6% | 2% | 4% | 4% | 3% |
| | Grand Total | 100% | 100% | 100% | 100% | 100% | 100% | 100% | 100% | 100% | 100% | 100% | 100% | 100% | 100% |

| | | | | | | | | | | | | | | |
|--------|--------------|------|------|------|------|------|------|------|------|------|------|------|------|------|
| Female | Close | 3% | 3% | 3% | 2% | 2% | 2% | 2% | 2% | 2% | 2% | 2% | 2% | 2% |
| | Medium | 23% | 25% | 24% | 30% | 28% | 28% | 29% | 24% | 26% | 25% | 31% | 35% | 37% |
| | Minimum | 29% | 29% | 25% | 26% | 28% | 28% | 27% | 34% | 37% | 39% | 35% | 33% | 28% |
| | Community | 38% | 40% | 46% | 41% | 41% | 37% | 40% | 35% | 32% | 27% | 31% | 27% | 30% |
| | Unclassified | 7% | 3% | 3% | 2% | 1% | 5% | 2% | 4% | 2% | 7% | 1% | 3% | 2% |
| | Grand Total | 100% | 100% | 100% | 100% | 100% | 100% | 100% | 100% | 100% | 100% | 100% | 100% | 100% |



Maine Department of Corrections September 2021 Data Reporting

3.3 Facility Transfers

Number of Transfers between Facilities

| Transfer from Location | Transfer to Location | 20-Sep | 20-Oct | 20-Nov | 20-Dec | 21-Jan | 21-Feb | 21-Mar | 21-Apr | 21-May | 21-Jun | 21-Jul | 21-Aug | 21-Sep |
|-------------------------------------|----------------------|--------|--------|--------|--------|--------|--------|--------|--------|--------|--------|--------|--------|--------|
| Bolduc Correctional Facility | MCC | 0 | 0 | 0 | 0 | 0 | 0 | 0 | 0 | 0 | 0 | 0 | 0 | 0 |
| | MSP | 5 | 4 | 1 | 4 | 2 | 3 | 2 | 0 | 0 | 5 | 2 | 5 | 2 |
| | MVCF | 0 | 0 | 0 | 0 | 0 | 5 | 2 | 0 | 1 | 0 | 0 | 0 | 0 |
| Maine Correctional Center | BCF | 0 | 0 | 0 | 0 | 0 | 0 | 0 | 0 | 0 | 16 | 17 | 17 | 6 |
| | MSP | 0 | 0 | 1 | 3 | 0 | 2 | 15 | 2 | 22 | 21 | 6 | 19 | 4 |
| | MVCF | 57 | 22 | 0 | 0 | 22 | 29 | 25 | 37 | 16 | 30 | 31 | 10 | 17 |
| Maine State Prison | BCF | 15 | 5 | 0 | 13 | 3 | 13 | 6 | 3 | 19 | 13 | 9 | 5 | 10 |
| | MCC | 1 | 0 | 0 | 1 | 0 | 2 | 1 | 0 | 1 | 0 | 1 | 1 | 1 |
| | MVCF | 0 | 0 | 0 | 0 | 2 | 6 | 1 | 10 | 10 | 7 | 21 | 1 | 13 |
| Mountain View Correctional Facility | BCF | 0 | 0 | 0 | 0 | 0 | 1 | 2 | 1 | 2 | 0 | 1 | 0 | 1 |
| | MCC | 15 | 0 | 0 | 0 | 5 | 10 | 1 | 2 | 1 | 2 | 0 | 1 | 0 |
| | MSP | 0 | 0 | 0 | 3 | 0 | 1 | 0 | 6 | 0 | 0 | 7 | 3 | 7 |
| Grand Total | | 93 | 31 | 2 | 24 | 34 | 72 | 55 | 61 | 72 | 94 | 95 | 62 | 61 |



Maine Department of Corrections September 2021 Data Reporting

Return to Higher Custody by Facility

Transfers to higher custody are listed based on the incident reason connected to the date of transfer. For any transfer that does not have a related incident, the transfer reason is listed towards the bottom of the section for each facility.

| Facility | Incident Reason | 20-Aug | 20-Sep | 20-Oct | 20-Nov | 20-Dec | 21-Jan | 21-Feb | 21-Mar | 21-Apr | 21-May | 21-Jun | 21-Jul | 21-Aug | 21-Sep | |
|----------|--|-------------------------|-----------|----------|----------|----------|----------|-----------|----------|----------|----------|----------|----------|----------|----------|---|
| BCF | Assault-Cl. on Cl. w/out Ser. Injury | | | | 1 | | | | | | | 2 | | | | |
| | Contraband Found - Alcohol | | | | | | | | | | | | | | | |
| | Contraband Found - Cell Phone(s) | | | | | | | | | | | | | | | |
| | Contraband Found - Drugs | | | | | 1 | | | 1 | | | | | 1 | 1 | |
| | Contraband Found - Medication | | | | | | | | | | | | | | | |
| | Contraband Found - Tobacco | | | | | | | | | | | 1 | | | | |
| | Drug Test - Positive | 2 | | | | 2 | | | | | | 1 | | | | |
| | Failure to Comply/Program | | 1 | | | | | | | | | | | | | 1 |
| | <i>Below are transfer reasons for those transfers without a related incident</i> | | | | | | | | | | | | | | | |
| | | Change of Custody Level | | | | | | | | | | | | 1 | | |
| | | Higher Security | | | | | | 1 | 1 | 1 | | | | | 1 | |
| | | Medical | | 3 | 3 | | 1 | 1 | 2 | | | | 1 | 1 | | |
| | | Population Distribution | | | | | | | | | | | | | | |
| | | Safety | | | | | | | | | | | | | 1 | |
| | Security | | 1 | | | | | | | | | | | 2 | | |
| | BCF Totals | 2 | 5 | 3 | 1 | 4 | 2 | 3 | 2 | 0 | 0 | 5 | 2 | 5 | 2 | |
| MVCF | Assault-Client on Cl. w/ Ser. Injury | | | | | 1 | | | | | | | | 1 | | |
| | Assault-Client on Cl. w/out Ser. Injury | | | | | | | | | | | | | | 2 | |
| | Contraband Found - Drugs | | | | | | | | | | | | | | | |
| | Contraband Found - Medication | | | | | | | | | | | | | | 1 | |
| | Contraband Found - Tobacco | | | | | | | | | | | 1 | | | | |
| | Drug Test - Positive | | | | | | 1 | 1 | | | | | | | | |
| | Fight-Client on Client | | | | | | | | | | | | | 1 | | |
| | Failure to Comply/Program | 1 | | | | | | | | | | | | | | |
| | Suicide Behavior, No Injury | | | | | | | | | | | | | | | |
| | Suicide Behavior, With Injury | | | | | | | | | 1 | | | | 1 | | |
| | Self-Inflicted Injury | 1 | | | | | | 1 | 1 | | | | | | | |
| | Tattooing | | | | | | | | | | | | | | | |
| | Threatening (to staff) | | | | | | | | | 1 | | | | | | |
| | Weapon(s) Involved/Seized | | | | | | | | | | | | | | | |
| | <i>Below are transfer reasons for those transfers without a related incident</i> | | | | | | | | | | | | | | | |
| | | Change of Custody Level | | | | | | | | | 5 | | | | | |
| | | Higher Security | | | | | | | | | | | | | 1 | 3 |
| | Medical | | | | | | | 1 | | | | | 2 | 1 | 1 | |
| | Population Distribution | | 15 | | | | 3 | 8 | | 2 | 1 | | | | | |
| | Security | 1 | | | | 2 | | | | | | 1 | 4 | | | |
| | MVCF Totals | 3 | 15 | 0 | 0 | 3 | 5 | 11 | 1 | 8 | 1 | 2 | 7 | 4 | 7 | |



Maine Department of Corrections September 2021 Data Reporting

Supervised Community Confinement Program (SCCP) Cases by Month

The purpose of the Supervised Community Confinement Program is to provide a means of successful reentry of facility residents into the community. Residents transferred to supervised community confinement are still considered facility residents while in the program. The place of confinement is in the community, rather than in a correctional facility. Participation in this program is a privilege that may be afforded to residents who meet the established criteria.

The charts below show the placements, completions, and violations of SCCP, as well as the census at the end of each month.

| Males | 20-Sep | 20-Oct | 20-Nov | 20-Dec | 21-Jan | 21-Feb | 21-Mar | 21-Apr | 21-May | 21-Jun | 21-Jul | 21-Aug | 21-Sep |
|--------------------------------|--------|--------|--------|--------|--------|--------|--------|--------|--------|--------|--------|--------|--------|
| End of Previous Month Census | 36 | 31 | 24 | 21 | 16 | 16 | 10 | 12 | 8 | 8 | 9 | 10 | 8 |
| SCCP Placements | 5 | 3 | 3 | 0 | 4 | 2 | 3 | 2 | 1 | 2 | 1 | 3 | 2 |
| SCCP Completions | 10 | 10 | 6 | 5 | 3 | 8 | 1 | 5 | 1 | 1 | 0 | 5 | 1 |
| Violations (return to custody) | 0 | 0 | 0 | 0 | 1 | 0 | 0 | 1 | 0 | 0 | 0 | 0 | 0 |
| End of Month SCCP Census | 31 | 24 | 21 | 16 | 16 | 10 | 12 | 8 | 8 | 9 | 10 | 8 | 9 |

| Females | 20-Sep | 20-Oct | 20-Nov | 20-Dec | 21-Jan | 21-Feb | 21-Mar | 21-Apr | 21-May | 21-Jun | 21-Jul | 21-Aug | 21-Sep |
|--------------------------------|--------|--------|--------|--------|--------|--------|--------|--------|--------|--------|--------|--------|--------|
| End of Previous Month Census | 18 | 15 | 16 | 17 | 20 | 21 | 19 | 21 | 19 | 16 | 15 | 11 | 11 |
| SCCP Placements | 5 | 4 | 4 | 4 | 3 | 2 | 5 | 3 | 2 | 4 | 0 | 3 | 4 |
| SCCP Completions | 7 | 3 | 3 | 1 | 1 | 3 | 3 | 4 | 4 | 5 | 4 | 3 | 2 |
| Violations (return to custody) | 1 | 0 | 0 | 0 | 1 | 1 | 0 | 1 | 1 | 0 | 0 | 0 | 0 |
| End of Month SCCP Census | 15 | 16 | 17 | 20 | 21 | 19 | 21 | 19 | 16 | 15 | 11 | 11 | 13 |

| 2021 Totals | Males | Female |
|-------------|-------|--------|
| Placements | 20 | 26 |
| Completions | 25 | 29 |
| Violations | 2 | 4 |



Maine Department of Corrections September 2021 Data Reporting

4.0 Prison Industries Report

Prison Industries exist at all adult facilities and provides vocational skill training and work opportunities for residents. The wage earned goes towards room and board, paying fines and restitution, and for resident expense and savings accounts.

The chart breaks down each job by facility location, number of employees, and total of numbers worked during a given month's pay period. Depending when paydays fall, one month can show an extra pay week.

Resident Jobs by Facility and Wages Earned

| Facility | Job Designation | May | | June | | July | | August | | September | |
|---------------------|------------------------|---------------|------------------|---------------|------------------|---------------|------------------|---------------|------------------|---------------|------------------|
| | | # of Emp. | Total Hrs. | # of Emp. | Total Hrs. | # of Emp. | Total Hrs. | # of Emp. | Total Hrs. | # of Emp. | Total Hrs. |
| BCF | Showroom | 3 | 504.0 | 3 | 945.5 | 3 | 628.0 | 3 | 508.0 | 5 | 655.5 |
| BCF | Plateshop | 8 | 1,048.5 | 6 | 1,315.5 | 7 | 904.0 | 8 | 1,312.0 | 7 | 1,010.0 |
| MSP | Upholstery PIE Program | 3 | 250.0 | 2 | 235.0 | 3 | 344.7 | 3 | 235.5 | 3 | 359.2 |
| MSP | Upholstery | 3 | 170.0 | 6 | 703.0 | 6 | 391.6 | 5 | 399.6 | 6 | 324.1 |
| MSP | Woodshop | 71 | 4,857.3 | 67 | 6,022.4 | 74 | 9,805.3 | 72 | 7,226.0 | 71 | 6,588.6 |
| MSP | Metal Shop | 6 | 479.8 | 6 | 954.2 | 6 | 602.6 | 7 | 703.4 | 7 | 654.1 |
| MSP | Finishing Shop | 9 | 663.8 | 9 | 1,275.3 | 12 | 1,004.1 | 13 | 1,106.5 | 13 | 1,155.8 |
| MSP | Card Design/ Drawing | 1 | 12.0 | 1 | 16.0 | 1 | 24.0 | 1 | 25.0 | 1 | 69.0 |
| MSP | Fly Tying | - | - | - | - | 8 | 8.0 | - | - | - | - |
| MCC | Upholstery | 4 | 281.50 | 2 | 200.00 | 4 | 489.50 | 4.00 | 351.50 | 4 | 479.50 |
| MCC | Stitching & Embroidery | 3 | 7.75 | 3 | 30.00 | 5 | 397.50 | 17.00 | 576.95 | 19 | 546.75 |
| MCC | Print Shop | 5 | 336.50 | 4 | 367.00 | 4 | 440.50 | 4.00 | 377.50 | 4 | 492.00 |
| MVCF | Pine Grove | 2 | 385.50 | 2 | 206.50 | 1 | 137.00 | - | - | - | - |
| MVCF | Sawmill | 11 | 1,573.00 | 12 | 1,289.00 | 11 | 1,080.40 | 9.00 | 1,417.00 | 7 | 820.50 |
| MVCF | Tug Toys | 6 | 299.00 | 2 | 62.00 | - | - | - | - | - | - |
| MVCF | Woodshop | 7 | 675.50 | 9 | 1,284.00 | 8 | 897.51 | 8.00 | 1,226.00 | 5 | 792.50 |
| Grand totals | | 142.00 | 11,544.15 | 134.00 | 14,905.40 | 153.00 | 17,154.71 | 154.00 | 15,464.95 | 152.00 | 13,947.55 |

Total Wages Paid Out by Month

The chart below shows by month, the total wages paid to all Industries resident employees for the hours worked in the chart above.

| Facility | Feb-21 | March-21 | April-21 | May-21 | June-21 | July-21 | Aug-21 | Sep-21 |
|--------------------|-------------|-------------|-------------|-------------|-------------|-------------|-------------|-------------|
| MSP/BCF | \$15,200.39 | \$20,711.72 | \$19,927.69 | \$27,432.17 | \$35,371.36 | \$39,171.06 | \$33,678.70 | \$33,509.22 |
| MCC/SMWRC | \$2,505.01 | \$1,713.20 | \$890.74 | \$762.46 | \$808.71 | \$1,537.43 | \$1,726.87 | \$2,409.62 |
| MVCF | \$4,113.25 | \$3,588.75 | \$9262.00 | \$5,021.25 | \$5,563.88 | \$4,116.19 | \$4,559.00 | \$3,572.00 |
| Grand Total | \$21,818.65 | \$26,013.67 | \$30,080.43 | \$33,215.88 | \$41,743.95 | \$44,869.68 | \$39,964.57 | \$39,490.84 |

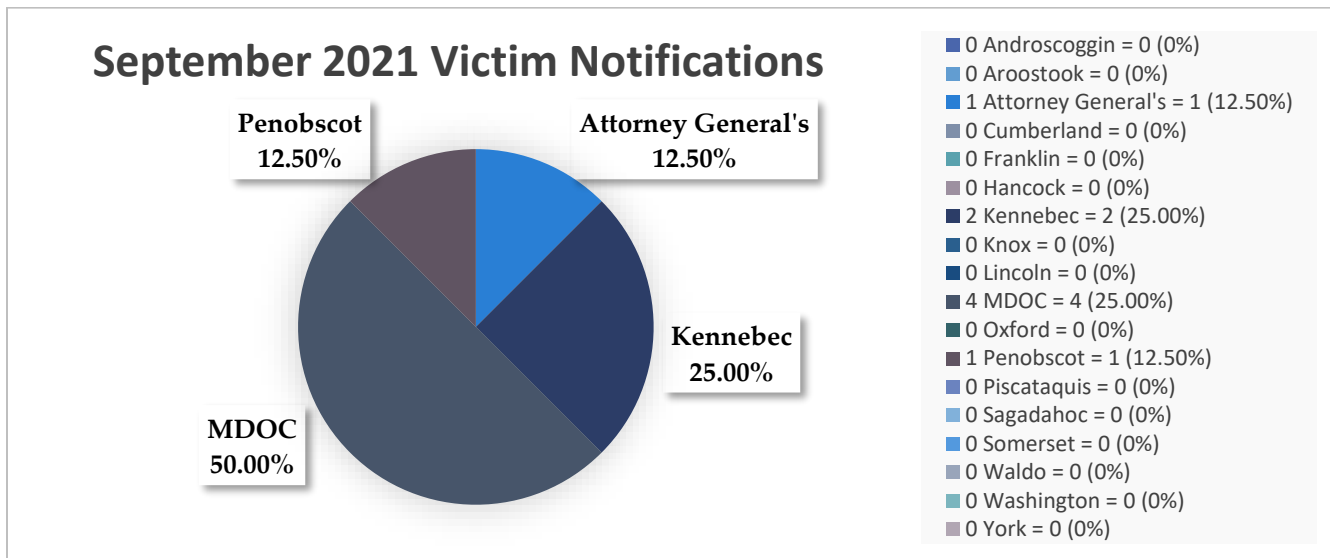


5.0 Office of Victim Services

September 2021 Highlights

Victim Notification:

One of the major duties of the Maine Department of Corrections (MDOC), Office of Victim Services (OVS) is to register victims of crime for victim notification of adult or juvenile resident release and enforce such requests as outlined in Statute. In September 2021, a total of 8 victims registered for victim notification. The chart indicates which agency assisted the victim in filing the victim notification request with the MDOC. The MDOC OVS assisted in 4 victim notification requests, totaling 50.00% of the requests for September.



Safety planning:

The MDOC victim advocates track information pertaining to releases of persons with problem sexual behavior or domestic violence history into the community and provides support services to crime victims prior to a registered person with problem sexual behavior or domestic violence history being released from an MDOC facility.

Victim wrap around meetings, or “victim safety planning meetings”, are offered to all victims, and/or victim’s parents/guardians if the victim is a minor, in preparation for the resident’s release. Victim Services aims to have the meetings at least two weeks prior to the release date hoping that as much of the resident’s re-entry plan information is current and available. These meetings are held at a Probation Office closest to where the victim lives. Only participants requested by the victims attend the meetings. Participants include, but are not limited to, Probation Officer, Victim Services Advocate, Victim and/or victim’s parents/guardian, Law Enforcement Officer(s) and an advocate from the Sexual Assault Center or Domestic Violence Resource Center that is located closest to the victim. Due to COVID-19 and the need for social distancing, safety planning meetings are currently held online. In September, 1 safety planning meeting was held at the request of victims.



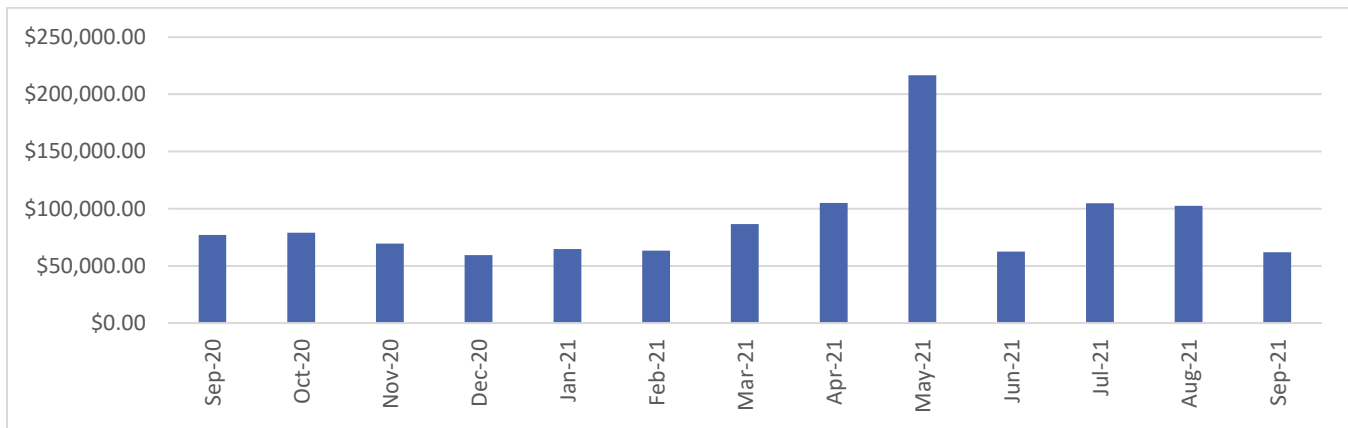
Maine Department of Corrections September 2021 Data Reporting

Restitution:

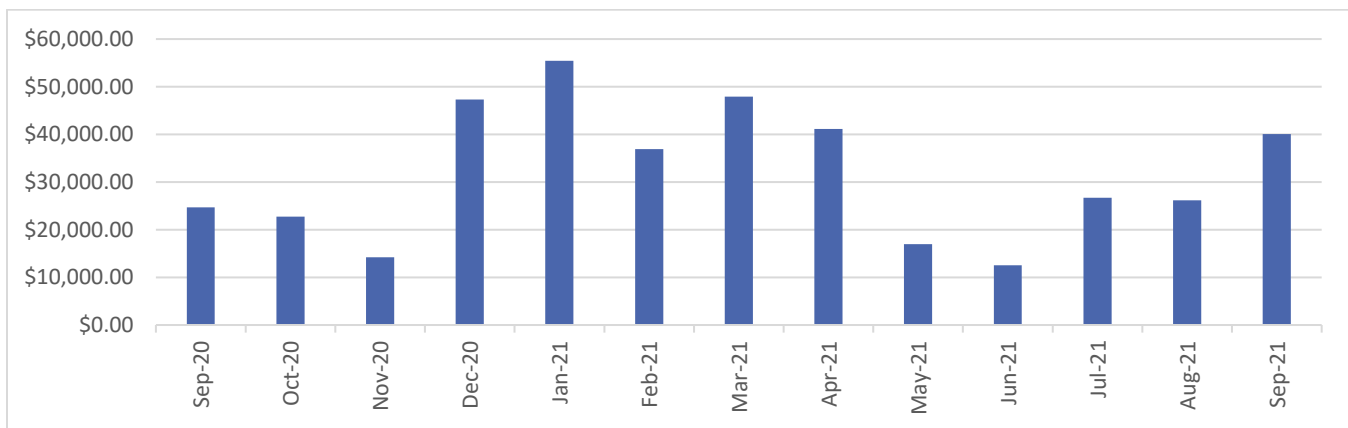
In September, the Maine Department of Corrections collected \$62,009.29 in restitution. Restitution checks disbursed to crime victims in September totaled \$72,288.95, of which, \$40,067.07 were funds that would not have been disbursed without the research done by OVS.

In September the OVS reviewed 83 resident and/or client restitution cases which included 146 contacts with victims, collateral contacts researching the case, and connecting with the Court and District Attorney's Office staff in order to assist crime victims.

RESTITUTION COLLECTION



MONIES DISBURSED DUE TO ADVOCATE RESEARCH





Maine Department of Corrections September 2021 Data Reporting

6.0 Adult Community Corrections

6.1 Adult Community Caseloads as of September 30, 2021.

“Active” clients are any probationer on community supervision that requires direct contact on a regular basis.

“Passive” clients require less contact on a regular basis. Clients on a passive status can be placed on active status at any time.

| | | Region 1 | Region 2 | Region 3 | Grand Total |
|--------------------|----------------------------------|-------------|-------------|-------------|-------------|
| Active | Probation | 827 | 1296 | 1035 | 3158 |
| | Parole | 2 | 6 | 2 | 10 |
| | SCCP | 9 | 9 | 5 | 23 |
| | Interstate Compact In | 56 | 76 | 100 | 232 |
| | Pending Violation | 130 | 148 | 155 | 433 |
| | Pending Violation - Incarcerated | 122 | 127 | 130 | 379 |
| Passive | County Jail | 19 | 22 | 39 | 80 |
| | Partial Revocation - County Jail | 16 | 15 | 15 | 46 |
| | Interstate Active Detainer | 12 | 0 | 0 | 12 |
| | Interstate Compact Out | 82 | 48 | 50 | 180 |
| | Warrant Absconded | 216 | 358 | 350 | 924 |
| Grand Total | | 1491 | 2105 | 1881 | 5477 |

| | | Asian | | Black or African American | | Native American | | Native Hawaiian or Pacific Islander | | Two or More Races | | Unknown | | White | | Grand Total |
|---------------|----------------------------------|-------|---|---------------------------|----|-----------------|----|-------------------------------------|---|-------------------|---|---------|----|-------|-----|-------------|
| Client Status | | M | F | M | F | M | F | M | F | M | F | M | F | M | F | |
| Active | Probation | 12 | 1 | 147 | 6 | 42 | 16 | 1 | 0 | 17 | 5 | 52 | 14 | 2309 | 536 | 3158 |
| | Parole | 0 | 0 | 0 | 0 | 0 | 0 | 0 | 0 | 0 | 0 | 0 | 0 | 10 | 0 | 10 |
| | SCCP | 0 | 0 | 1 | 0 | 0 | 1 | 0 | 0 | 0 | 0 | 0 | 0 | 8 | 13 | 23 |
| | Interstate Compact In | 1 | 0 | 6 | 0 | 5 | 0 | 2 | 0 | 1 | 0 | 9 | 1 | 164 | 43 | 232 |
| | Pending Violation | 0 | 0 | 20 | 4 | 6 | 1 | 0 | 0 | 2 | 1 | 10 | 3 | 289 | 97 | 433 |
| | Pending Violation - Incarcerated | 2 | 1 | 32 | 1 | 10 | 2 | 0 | 0 | 3 | 0 | 5 | 2 | 275 | 46 | 379 |
| | Total | 15 | 2 | 206 | 11 | 63 | 20 | 3 | 0 | 23 | 6 | 76 | 20 | 3055 | 735 | 4235 |
| Passive | County Jail | 0 | 0 | 5 | 1 | 1 | 1 | 0 | 0 | 1 | 0 | 1 | 0 | 56 | 14 | 80 |
| | Interstate Active Detainer | 0 | 0 | 3 | 0 | 0 | 0 | 0 | 0 | 0 | 0 | 1 | 0 | 8 | 0 | 12 |
| | Interstate Compact Out | 2 | 1 | 55 | 7 | 3 | 0 | 0 | 0 | 5 | 0 | 7 | 1 | 85 | 14 | 180 |
| | Partial Revocation - County Jail | 0 | 0 | 3 | 0 | 0 | 2 | 0 | 0 | 0 | 0 | 1 | 0 | 36 | 4 | 46 |
| | Warrant Absconded | 2 | 1 | 86 | 7 | 20 | 3 | 1 | 0 | 6 | 1 | 49 | 8 | 600 | 140 | 924 |
| | Total | 4 | 2 | 152 | 15 | 24 | 6 | 1 | 0 | 12 | 1 | 59 | 9 | 785 | 172 | 1242 |



Maine Department of Corrections September 2021 Data Reporting

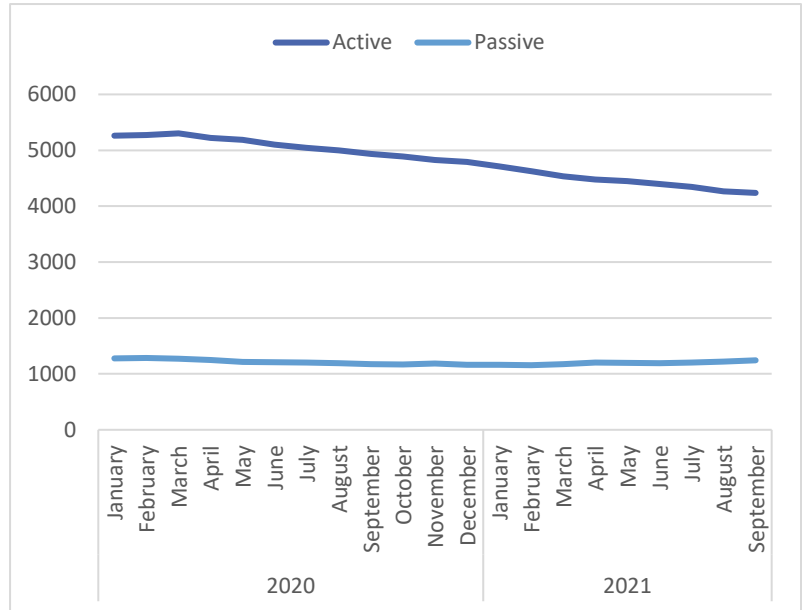
6.2 Average Age and Race of Adult Probationers by Gender

| | Male | Female |
|-----------------|------|--------|
| As of 9/30/2021 | 40 | 40 |

| Race | Male | | Female | |
|-------------------------------------|-------|------------|--------|------------|
| | Count | Percentage | Count | Percentage |
| Asian | 12 | 0.47% | 1 | 0.17% |
| Black or African American | 147 | 5.70% | 6 | 1.04% |
| Native American | 42 | 1.63% | 16 | 2.77% |
| Native Hawaiian or Pacific Islander | 1 | 0.04% | 0 | 0.00% |
| Two or More Races | 17 | 0.66% | 5 | 0.87% |
| Unknown | 52 | 2.02% | 14 | 2.42% |
| White | 2309 | 89.50% | 536 | 92.73% |
| Grand Total | 2580 | 100.00% | 578 | 100.00% |

6.3 Community Population Over Time

| Year | Month | Active | Passive |
|------|-----------|--------|---------|
| | | Count | Count |
| 2020 | January | 5260 | 1278 |
| | February | 5272 | 1285 |
| | March | 5303 | 1270 |
| | April | 5221 | 1248 |
| | May | 5188 | 1213 |
| | June | 5099 | 1208 |
| | July | 5043 | 1204 |
| | August | 4996 | 1190 |
| | September | 4938 | 1176 |
| | October | 4889 | 1168 |
| | November | 4827 | 1187 |
| | December | 4794 | 1162 |
| 2021 | January | 4711 | 1162 |
| | February | 4627 | 1156 |
| | March | 4532 | 1173 |
| | April | 4480 | 1203 |
| | May | 4449 | 1196 |
| | June | 4395 | 1191 |
| | July | 4346 | 1203 |
| | August | 4268 | 1219 |
| | September | 4238 | 1242 |





Maine Department of Corrections September 2021 Data Reporting

6.4 Violations & Revocations

Violations are broken up into three categories and are detailed below to help better understand the table.

- Felony – Probation Violation based on new criminal conduct that is a felony charge.
- Misdemeanor – Probation Violation based on new misdemeanor charges.
- Technical Violation – Probation violation that is technical in nature. Examples include- failure to report, contact with a victim, failure to participate in treatment, and absconding from probation (not limited to these).

Revocations are broken up into three categories and are detailed below to help better understand the table.

- Full Revocation – A probationer has violated the terms of their current probation and will be serving their underlying sentence at a Maine DOC facility.
- Probation Revocation with Continuation – Probationer will be serving time for a probation violation in either a county jail or in a Maine DOC facility. Upon release, the probationer will continue probation.
- Probation Revocation with Termination – Probationer will serve time for their probation violation in a county jail or Maine DOC facility. Upon release, the person will not be on probation.

| September Revocations | | County Jail | | | | | | DOC Facility | | | | | |
|-----------------------|--|-------------|-----------|-----------|-----------|----------|----------|--------------|----------|-----------|----------|----------|----------|
| | | Male | | | Female | | | Male | | | Female | | |
| Violation Type | Revocation | R 1 | R 2 | R 3 | R 1 | R 2 | R 3 | R 1 | R 2 | R 3 | R 1 | R 2 | R 3 |
| Felony | Full Revocation | 1 | 0 | 0 | 0 | 0 | 0 | 3 | 1 | 1 | 0 | 0 | 0 |
| | Probation Revocation with Continuation | 2 | 2 | 1 | 1 | 2 | 1 | 1 | 1 | 0 | 1 | 0 | 0 |
| | Probation Revocation with Termination | 2 | 3 | 4 | 0 | 0 | 0 | 1 | 5 | 2 | 1 | 0 | 0 |
| Misdemeanor | Full Revocation | 0 | 0 | 0 | 0 | 0 | 0 | 0 | 0 | 0 | 0 | 0 | 0 |
| | Probation Revocation with Continuation | 8 | 6 | 5 | 0 | 1 | 1 | 1 | 1 | 0 | 0 | 0 | 0 |
| | Probation Revocation with Termination | 2 | 0 | 0 | 0 | 1 | 0 | 1 | 1 | 0 | 0 | 1 | 0 |
| Technical | Full Revocation | 1 | 0 | 0 | 0 | 0 | 0 | 0 | 0 | 0 | 0 | 0 | 0 |
| | Probation Revocation with Continuation | 4 | 6 | 4 | 2 | 2 | 2 | 0 | 0 | 0 | 0 | 0 | 0 |
| | Probation Revocation with Termination | 1 | 2 | 1 | 1 | 1 | 0 | 0 | 3 | 0 | 0 | 0 | 0 |
| Grand Total | | 9 | 21 | 19 | 15 | 4 | 7 | 4 | 7 | 12 | 3 | 2 | 1 |

Community Investigations Completed

| Investigation Type | Region 1 | | Region 2 | | Region 3 | | Dept. Sept. Total | Dept. YTD Total |
|-----------------------------------|----------|-----------|----------|-----------|----------|-----------|-------------------|-----------------|
| | Sept | YTD | Sept | YTD | Sept | YTD | | |
| Furlough Investigation | 0 | 1 | 0 | 0 | 0 | 0 | 0 | 1 |
| Pardon | 1 | 11 | 2 | 9 | 1 | 13 | 4 | 33 |
| Pre-Sentence Investigation | 1 | 1 | 0 | 0 | 0 | 4 | 1 | 5 |
| SCCP | 0 | 19 | 7 | 32 | 2 | 16 | 9 | 67 |
| Interstate Compact Investigations | 0 | 0 | 0 | 0 | 0 | 0 | 20 | 130 |
| Totals | 2 | 32 | 9 | 41 | 3 | 33 | 34 | 136 |



Maine Department of Corrections
Correctional Programming Division
25 Tyson Drive
Augusta, ME 04330
Phone (207) 287-2711
Fax (207) 287-4370
<http://www.maine.gov/corrections>

The mission of the Department of Corrections is to reduce the likelihood that juvenile and adult offenders will re-offend, by providing practices, programs and services which are evidence-based, and which hold the offenders accountable.