

October 2021

MDOC Adult Data Report



MDOC Data Team

This document contains key adult correctional data points to assist management and staff in making evidence-based decisions.

Randall Liberty
Commissioner

Ryan Thornell, Ph.D.
Deputy Commissioner

Maine Department of Corrections
25 Tyson Drive
State House Station 111
Augusta Maine 04333-0111
207-287-2711

11/9/2021



Maine Department of Corrections October 2021 Data Reporting

Contents

1.0 Population & Demographics	3
1.1 Incarcerated Population.....	3
1.2 Behavioral Health Services.....	4
1.3 Special Housing: Restrictive Housing and Special Management Population.....	5
2.0 Correctional Programming.....	5
2.1 Correctional Program Fidelity	9
2.2 Case Plans & Case Management.....	10
2.3 Opioid Use Disorder & Substance Use Disorder Treatment	11
2.4 Statewide Educational and Vocational Programming - Men & Women	14
2.5 Programming Tablets.....	17
3.0 Classification.....	18
3.1 Average Monthly Gain, by Year, by Gender.....	19
3.2 Current Custody Ratings	19
3.3 Facility Transfers	19
4.0 Prison Industries Report	23
5.0 Office of Victim Services	24
6.0 Adult Community Corrections	26
6.1 Adult Community Caseloads as of August 6, 2021.	26
6.2 Average Age and Race of Adult Probationers by Gender	27
6.3 Community Population Over Time.....	27
6.4 Violations & Revocations	28



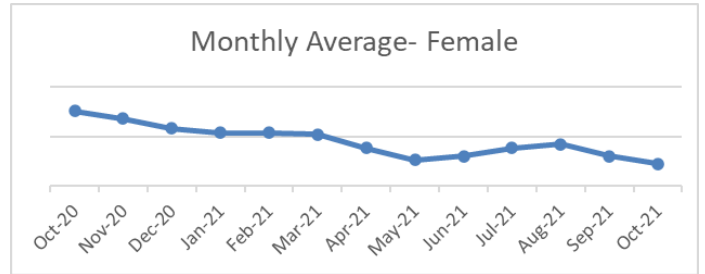
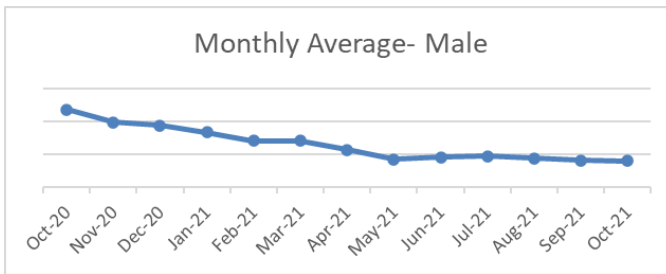
Maine Department of Corrections October 2021 Data Reporting

1.0 Population & Demographics

1.1 Incarcerated Population

2020-2021 average population, by month, by gender. *Average Pop YTD is based only on 2021 months.*

Month-Year	Male	Female	Total
20-Oct	1637	138	1776
20-Nov	1598	134	1732
20-Dec	1588	129	1717
21-Jan	1568	127	1695
21-Feb	1541	127	1668
21-Mar	1541	126	1667
21-Apr	1514	119	1632
21-May	1486	113	1600
21-Jun	1492	115	1607
21-Jul	1495	119	1614
21-Aug	1488	121	1609
21-Sep	1482	115	1597
21-Oct	1480	111	1592
Average Pop YTD	1509	119	1628



Population Demographics

Average Age

	Male	Female
October 2021	41	37

Racial Breakdown by Gender

	Male	Female
Asian	0.54%	0.00%
Black or African American	11.53%	5.40%
Native American	2.39%	4.50%
Native Hawaiian	0.07%	0.00%
Two or More Races	1.31%	2.47%
Unknown	4.19%	0.90%
White	79.97%	86.73%
Totals	100%	100%



Maine Department of Corrections October 2021 Data Reporting

Current Population by Controlling Offense

The table to the right shows the total DOC population by their controlling sentence. The 40 residents in the “Null” category is a result of the correctional information system not being able to determine a controlling sentence. The “Attempt” category represents several offense types where the controlling offense was attempted but not successful. Currently this includes attempted murder and attempt to commit a crime. Controlling offense reflects all adult facility population on November 2, 2021.

Controlling Sentence	Total	%	Controlling Sentence	Total	%
Null	37	2%	Murder	212	13%
Arson	28	2%	Other	2	0%
Assault/Threaten	225	14%	OUI	11	1%
Attempt	13	1%	Property Damage	4	0%
Bail	14	1%	Public Admin	24	2%
Burglary	108	7%	Robbery	99	6%
Conspiracy	6	0%	Sex Offenses	221	14%
Drug Trafficking	322	20%	Solicitation	1	0%
Drug Possession	23	1%	Stalking/Terrorize	7	0%
Drugs Other	18	1%	Theft	82	5%
Falsification	14	1%	Traffic Criminal	35	2%
Forgery	8	1%	Trespass	1	0%
Kidnapping	12	1%	Weapons	10	1%
Manslaughter	59	4%			

1.2 Behavioral Health Services

Behavioral Health Services

Wellpath provided behavioral health services:

- Substance use disorder assessments October— 38
- Behavioral health intakes for September — 59
- Behavioral health sick calls answered for September — 518
- Adult facility residents on psych meds for September — 697

Intensive Mental Health Unit Average Population

The Department of Corrections recognizes the need to provide structured intensive mental health services in a specialized mental health housing unit to accommodate the needs of male prisoners experiencing serious mental health problems.

The purpose of the IMHU is to help residents’ function at their optimal levels, under the least restrictive conditions necessary, while working towards the reduction of criminogenic risk factors. The goal is to improve quality of life, prepare residents for return to general population housing units, if possible, and, when appropriate, prepare residents for release back into the community, return to jail, admission to a state mental health institute, or transfer to an out-of-state correctional facility.

The table to the right shows the average daily population in the IMHU by month.

Month/Year	Average Pop
20-Jul	24
20-Aug	24
20-Sep	21
20-Oct	21
20-Nov	23
20-Dec	23
21-Jan	24
21-Feb	25
21-Mar	23
21-Apr	23
21-May	23
21-Jun	24
21-Jul	24
21-Aug	25
21-Sep	26
21-Oct	28
Average Pop 2021	25



Maine Department of Corrections October 2021 Data Reporting

1.3 Special Housing: Restrictive Housing and Special Management Population

On July 1, 2020 the policies pertaining to Special Housing (SH) were revised resulting in a change to the status types along with other restrictive housing and special management criteria and definition changes.

The number of stays below and to the left are the number of times any resident spent any amount of time on the status during the month of October 2021. The number of unique residents below and to the right, are the number of residents that spent any amount of time on the status during the month of October 2021.

Number of Stays for Each Status	Male	Female
Administrative Control Unit (ACU)	13	0
Administrative Status	37	3
Disc. Rest. Spec. Mgmt. Hsg. moved from D.Seg.	1	0
Disciplinary Segregation	4	0

Number of Unique Residents for Each Status	Male	Female
Administrative Control Unit (ACU)	13	0
Administrative Status	35	3
Disc. Rest. Spec. Mgmt. Hsg. moved fr. D.Seg.	1	0
Disciplinary Segregation	4	0

The below tables show the demographics of residents on a restrictive housing (RH) or special management (SM) status during the month of October 2021.

Race	Males		Females	
Asian	1	1.89%	0	0.00%
Black or African American	8	15.09%	0	0.00%
Native American	3	5.66%	0	0.00%
Native Hawaiian or Pacific Islander	0	0.00%	0	0.00%
Two or More Races	1	1.89%	0	0.00%
Unknown	2	3.77%	0	0.00%
White	38	71.70%	3	100.00%

Age Groups	Males		Females	
20's	18	33.96%	1	33.33%
30's	18	33.96%	2	66.67%
40's	15	28.30%	0	0.00%
50's	1	1.89%	0	0.00%
60's	1	1.89%	0	0.00%
70's	0	0.00%	0	0.00%

For residents placed on Administrative Status (RH) during the month of October 2021, the following table lists the reasons for the Administrative Status placement.

Reason for Placement	# of Residents
Physical Altercation	12
Protection from Self Harm	8
Threat to his/her safety	5
Refusing Orders	4
Threatening Staff	3
Medical	1
Possession of a weapon	1
PREA Allegation	1
Started a fire in his cell	1
Trafficking Prison Contraband	1



Maine Department of Corrections October 2021 Data Reporting

Average Daily Population in Special Housing by Status Type

The below tables show the average daily population of residents on a restrictive housing (RH) or special management (SM) status, as well as the ADP in those statuses as a percent of the total population for the month of October 2021.

Males		Females	
Special Housing Type	ADP in Special Housing	Special Housing Type	ADP in Special Housing
Administrative Status (RH)	4.61	Administrative Status (RH)	0.19
Disciplinary Segregation (RH)	3.74	Disciplinary Segregation (RH)	0.00
Administrative Controls Unit (SM)	12.03	Daily Average of Females in Special Housing	0.19
Daily Average of Males in all Special Housing	20.39	% of Female Population in all Special Housing	0.17%
% of Male Population in all Special Housing	1.38%		

Average Daily Population in Special Housing by Status Type and Facility

Gender	Facility	Average Daily Population on Administrative Status in October 2021
Females	MCC	0.19
	Daily Average of Females on Administrative Status	0.19
	% of Female Population on Administrative Status	0.17%
Males	MCC	2.84
	MSP	1.10
	MVCF	0.68
	Daily Average of Males on Administrative Status	4.61
	% of Male Population on Administrative Status	0.31%
All Residents Daily Average on Administrative Status		4.81
% of Total Population on Administrative Status		0.30%

Gender	Facility	Average Daily Population on Disciplinary Segregation in October 2021
Females	MCC	0.00
	Daily Average of Females on Disciplinary Segregation	0.00
	% of Female Population on Disciplinary Segregation	0.00%
Males	MSP	3.48
	MCC	0.26
	MCVCF	0.00
	Daily Average of Males on Disciplinary Segregation	3.74
	% of Male Population on Disciplinary Segregation	0.25%
All Residents Daily Average on Disciplinary Segregation		3.74
% of Total Population on Disciplinary Segregation		0.24%

Gender	Facility	Average Daily Population in Administrative Controls Unit in October 2021
Males	MSP	12.03
	Daily Average of Males in Administrative Controls Unit	12.03
	% of Male Population in Administrative Controls Unit	0.81%

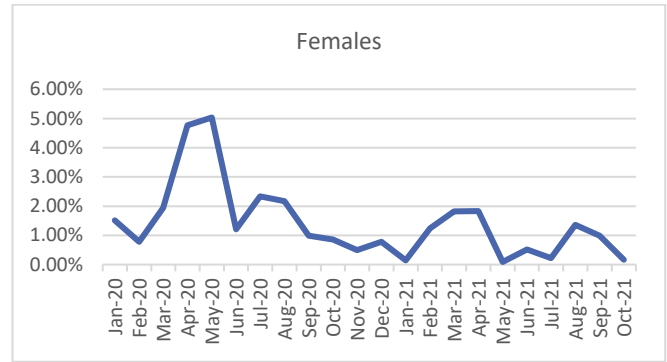
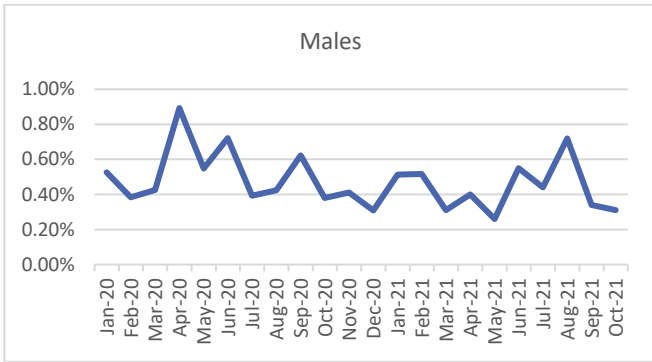


Maine Department of Corrections October 2021 Data Reporting

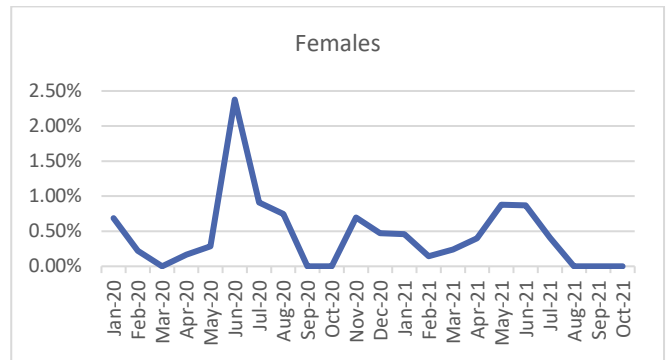
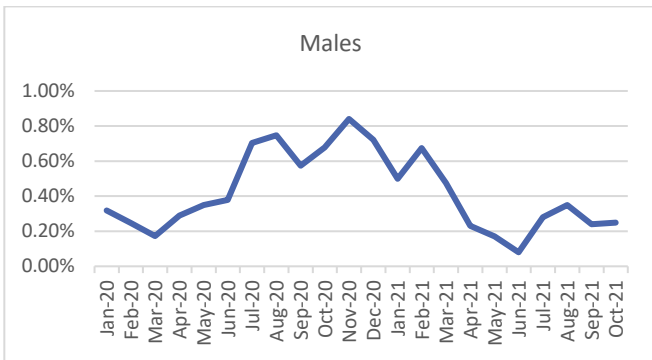
Average Daily Population in Special Housing as a Percent of Population

The below graphs show the average daily population as a percent of the population for each type of Special Housing status. (Admin Status includes Emergency Observation for months prior to July 2020)

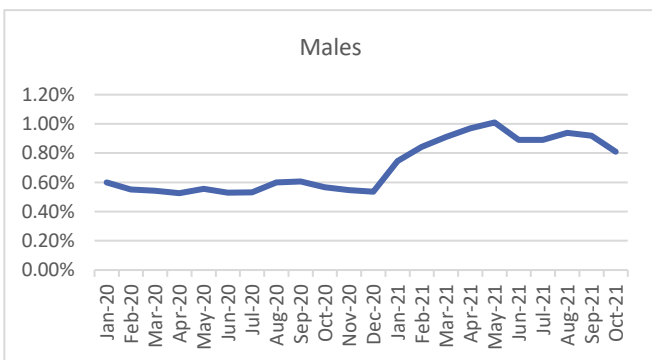
Percent of the Population on Administrative Status (Restrictive Housing Status)



Percent of the Population on Disciplinary Segregation (Restrictive Housing Status)



Percent of the Population in the Administrative Controls Unit (Special Management Status)



Note: The female population does not have an Administrative Controls Unit.



Maine Department of Corrections October 2021 Data Reporting

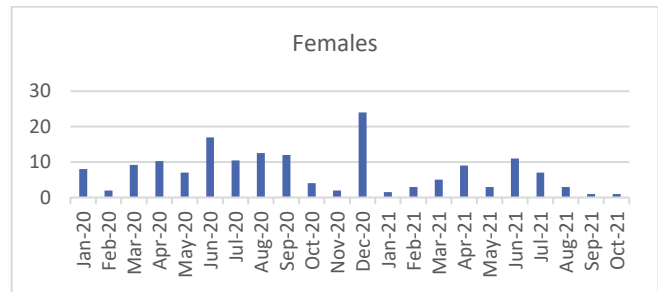
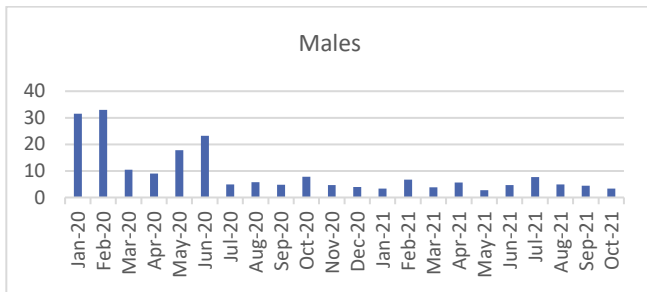
Average Length of Completed Stay on a Special Housing Status

The charts and graphs below show the average number of days residents spent on each status. The data includes all residents whose status ended during the month. "N/A" means a status wasn't completed that month.

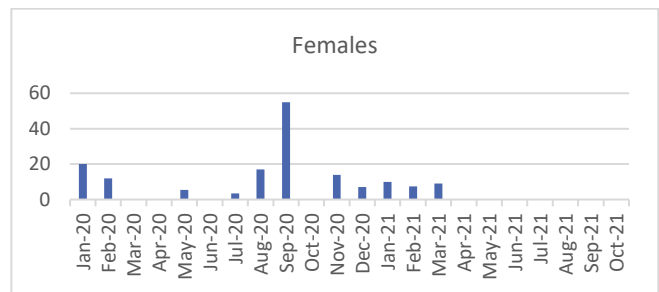
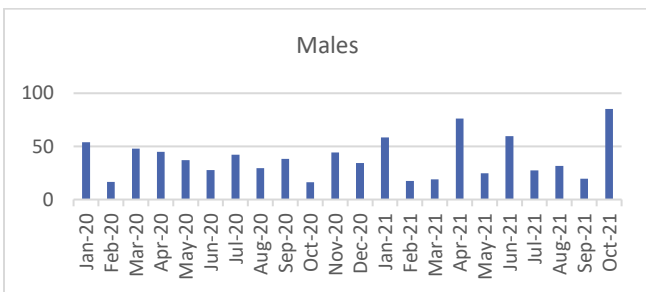
Males	ACU	Admin	Disc
Oct-20	99	7.82	16.38
Nov-20	135.5	4.63	44.29
Dec-20	N/A	4.00	34.28
Jan-21	N/A	3.33	58.44
Feb-21	N/A	6.73	17.43
Mar-21	N/A	3.83	19.00
Apr-21	N/A	5.63	76.25
May-21	N/A	2.71	24.75
Jun-21	329.66	4.70	59.50
Jul-21	N/A	7.73	27.50
Aug-21	N/A	4.94	31.50
Sep-21	447	4.41	19.50
Oct-21	340.5	3.38	85.33

Females	Admin	Disc
Oct-20	4.0	N/A
Nov-20	2.0	14.0
Dec-20	24.0	7.0
Jan-21	1.5	10.0
Feb-21	3.0	7.5
Mar-21	5.0	9.0
Apr-21	9.0	N/A
May-21	3.0	N/A
Jun-21	11.0	N/A
Jul-21	7.0	N/A
Aug-21	3.0	N/A
Sep-21	1.0	N/A
Oct-21	1.0	N/A

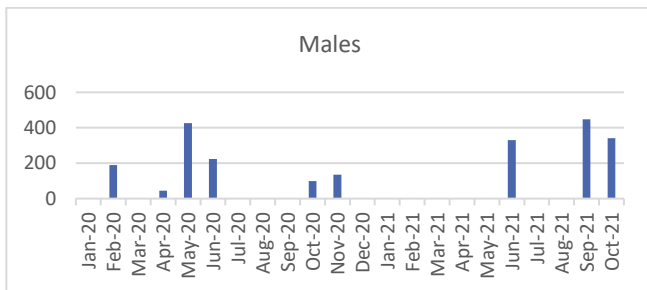
Average Length of Completed Stay on Administrative Status (Restrictive Housing Status)



Average Length of Completed Stay on Disciplinary Segregation (Restrictive Housing Status)



Average Length of Completed Stay in the Administrative Controls Unit (Special Management Status)



Note: The female population does not have an Administrative Controls Unit.



Maine Department of Corrections October 2021 Data Reporting

2.0 Correctional Programming

2.1 Correctional Program Fidelity

Beginning in the spring of 2016, DOC staff participated in a University of Cincinnati Corrections Institute (UCCI) training on fidelity monitoring using their group observation and coaching process. The form is designed to provide a platform for trained staff to observe and rate program delivery in six individual skill areas and adherence to specific program curriculums, providing an overall fidelity score. The scores can range from 0-2. A zero score indicates “needs improvement,” 1 indicates “satisfactory,” and 2 “very satisfactory.” Initial overall score goals for Maine DOC programs was set at 1.5, with no individual skill area being under 1. All scores for each observation are entered in a database that keeps cumulative overall scores for each program. Immediately following each observation, rater feedback is provided to program staff to highlight strengths and areas of needed improvement. Cumulative reporting on each program has been provided to identify Department-wide areas of need, and specific targeted training to reinforce skill areas has been provided.

The table below shows DOC core programming cumulative scores for 2021 observed programs. *The treatment program expectation is all core programs will be observed a minimum of twice per class cohort.*

Program Fidelity Scores by Program and Section Current to November 8, 2021.

	Core Program Observed						
	T4C	CBI-SA	CBI-SO	CBI-IPV	LIB	Prime Life	Prime Sol
Group Structure/Format	1.70	1.93	1.85	1.90	1.50	1.67	2.00
Facilitator Knowledge/ Modeling	1.90	2.00	2.00	1.92	1.60	2.00	2.00
Teaching Skills	2.00	1.83	1.93	1.93	1.00	2.00	2.00
Behavior Management	1.53	1.70	1.92	1.89	0.63	1.86	2.00
Communication	1.90	1.85	2.00	1.94	1.60	2.00	2.00
Interpersonal Characteristics	2.00	1.90	2.00	1.96	1.00	2.00	2.00
Overall Fidelity Score	1.84	1.87	1.95	1.92	1.22	1.92	2.00
Total 2021 Observations	2	6	5	7	1	1	1

Number of 2021 Observations, by Program and Facility

Facility	T4C	CBI-SA	CBI-SO	CB I-IPV	LIB	Prime Life	Prime Sol
MCC-M		2					
MCC-W							
SMWRC							
MVCF	1	2	5	4		1	1
MSP		2		1			
MSP- RSU	1			2	1		
BCF							
Total	2	6	5	7	1	1	1



Maine Department of Corrections October 2021 Data Reporting

2.2 Case Plans & Case Management

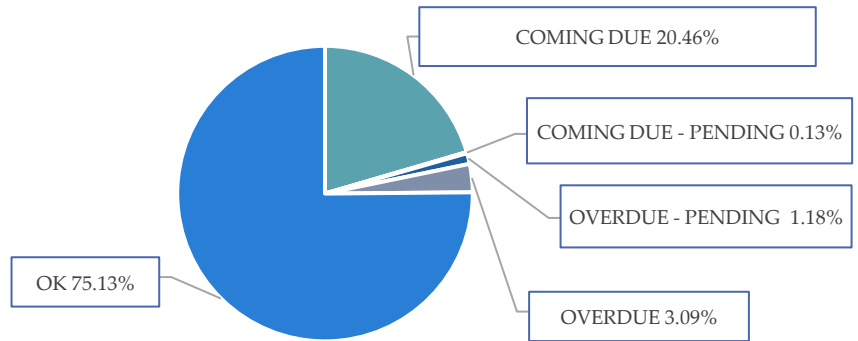
Case Plans- October 2021	BCF	MVCF	MSP	MCC Male	MCC Female	All Facility Ave
Case Plan OK	97%	90%	75%	87%	76%	85%
No CM	0%	0%	0%	0%	0%	0%
Old CM	3%	5%	2%	8%	0%	4%
Old Case Plan Review	2%	4%	11%	10%	19%	9%
Reentry Contacts	88%	100%	94%	95%	89%	93%

*BCF lower reentry number partially due to COVID outbreak

Client Classification Reviews

Client classification is a correctional process by which each resident is rated per his/her institutional risk and is used to determine an appropriate housing unit. There are four classifications for DOC residents, including: Close; Medium; Minimum; and Community. An Initial Classification is performed upon admission to a correctional facility after completion of intake assessments. After the initial classification, residents with more than 5 years must be reviewed annually. Residents with 5 years or less remaining or who are transgender, or intersex must be reviewed every 6 months. Case Managers and Unit Teams combined are responsible for keeping classifications up to date.

The chart to the right demonstrates the timeliness of statewide classification reviews for DOC residents as of November 2, 2021. "Ok" and "Coming Due" statuses represent those who are up to date (95.72%). "Overdue" and "Overdue Pending" require review and finalization.



Classification reviews by facility can be found below.

	BCF		MCC - F		MCC - M		MSP		MVCF		All Facilities	
OK	132	72.53%	85	79.44%	233	74.44%	470	77.69%	222	70.93%	1142	75.13%
COMING DUE	35	19.23%	16	14.95%	56	17.89%	129	21.32%	75	23.96%	311	20.46%
COMING DUE - PENDING	0	0%	1	.93%	0	0%	0	0%	1	.32%	2	0.13%
OVERDUE - PENDING	2	1.1%	4	3.74%	10	3.19%	0	0%	2	.64%	18	1.18%
OVERDUE	13	7.14%	1	.93%	14	4.47%	6	.99%	13	4.15%	47	3.09%

MaineCare & Projected Resident Releases- Through a collaboration with Department of Health and Human Services MaineCare Division, CMs can assist residents in ensuring MaineCare is in place at discharge.

Below are October 2021 releases with MaineCare status at discharge:

- **47** resident releases in September with full MaineCare in place.
 - **1** released with only prescription benefit
- **1** released with VA benefits in place
- **3** released to out of state placements
- **2** released to Feds



Maine Department of Corrections October 2021 Data Reporting

2.3 Opioid Use Disorder & Substance Use Disorder Treatment

The tables below highlight treatment for Opioid Use Disorder (OUD) and Substance Use Disorder (SUD) at Maine Department of Corrections' adult correctional facilities, separated by men and women's treatment cohorts. Waitlists are generated by clinically assessed need. Once a resident is placed on the waitlist, they are offered treatment when a slot becomes available in the appropriate treatment.

"Grand Total" row represents the total number of residents active or wait listed in a treatment program, by program name. It is possible for a resident to be active or waitlisted for multiple SUD/OUD treatment programs, therefore the "total unique participants" row shows the non-duplicated number active in, or on a waitlist for any OUD or SUD treatment. The "total unique male pop" row shows the number of male residents on the day this report was run, and the % of male population represented by the unique participants in the waitlisted and active columns.

Active/Waitlisted as of November 8, 2021, Year to date completions through October 2021.

Men's OUD & SUD Treatment	Active	Waitlisted
MAT	544	112
SUD CBI-SA	31	23
SUD Individual	61	11
SUD Living in Balance- Core	36	27
SUD Living in Balance- Relapse Prevention	4	
SUD Outpatient Waitlist	22	138
SUD Prime For Life	8	13
SUD Prime Solutions	10	10
SUD Residential Treatment Waitlist	2	132
SUD RSU MVCF	40	6
SUD RSUT Helping Men Recover (MSP)	4	
SUD RSUT- CBI-SA (MSP)	9	1
SUD RSUT- LIB (MSP)	6	
SUD RSUT-MSP	19	1
SUD Seeking Safety	10	2
SUD Stages of Change	5	12
Grand Total	811	488
Total Unique Male participants	589	400
Total Unique Male Population (1,480)	40%	27%
Women's OUD & SUD Treatment	Active	Wait Listed
MAT	51	15
SUD CBI-SA	9	1
SUD Co-Dependent No More	1	
SUD Individual	6	
SUD Living in Balance- Core		3
SUD Living in Balance- Relapse Prevention	1	
SUD Outpatient Waitlist	2	
SUD Women's SUD Services	35	22
Grand Total	105	41
Total Unique Female Participants	60	34
Total Unique Female Population (111)	54%	31%

Men's OUD & SUD Completed 2021	Oct	YTD Total
MAT	30	303
SUD CBI-SA		45
SUD Individual	3	46
SUD Living in Balance- Core	17	135
SUD Living in Balance- Other	2	7
SUD Living in Balance- Relapse Prevention		24
SUD Prime For Life		42
SUD Prime Solutions		44
SUD Residential Treatment Waitlist	1	41
SUD RSU MVCF		33
SUD RSUT Helping Men Recover (MSP)	8	50
SUD RSUT- CBI-SA (MSP)	7	60
SUD RSUT- LIB (MSP)	6	46
SUD RSUT-MSP	9	51
SUD Seeking Safety		8
SUD Stages of Change	1	27
Grand Total	84	962
Total Unique Male Completers YTD	70	601

Women's OUD & SUD Completed 2021	Oct	YTD Total
MAT	3	39
SUD Co-Dependent No More		21
SUD Individual		3
SUD Living in Balance- Relapse Prevention	5	30
SUD Women's SUD Services	1	27
Grand Total	9	120
Total Unique Female Completers YTD	9	79



Maine Department of Corrections October 2021 Data Reporting

Treatment Programming - Men

The programs listed below are the core programming for the male DOC population. They include programming for all adult male facilities.

“Grand Total” row represents the total number of residents active or wait listed in a treatment program, by program name. It is possible for a resident to be active or waitlisted for multiple treatment programs, therefore the “total unique participants” row shows the non-duplicated number active in, or on a waitlist for any program. The “total unique male pop” row shows the number of male residents on the day this report was run, and the % of male population represented by the unique participants in the waitlisted and active columns.

Active/Waitlisted as of November 8, 2021, completions for October 2021.

Men's Treatment Program	Active	Waitlisted
Alternatives To Violence		34
Anger Management	14	9
CBI-IPV	33	86
Challenge Program	12	34
Commitment To Change	6	12
Computer Coding	1	
Criminal Addictive Thinking	5	9
Helping Men Recover	53	13
Houses Of Healing	9	20
Hustle 2.0	5	18
Inside-Out Dads	12	40
Long Distance Dads	1	40
New Freedom	47	33
Nonviolent Communication	18	71
NVC Foundations	12	2
Planning Your Release	23	10
Problem Sexual Behavior Tx Building a Balanced Lif	11	
Problem Sexual Behavior Tx CBI-SO MVCF	21	21
Problem Sexual Behavior Tx Maintenance	6	
Problem Sexual Behavior Tx Program MVCF	17	1
Problem Sexual Behavior Tx SAPHE		2
Process Group	1	
Psychology Of Incarceration	2	39
R&R2	21	36
Recovery Club	3	1
Recovery Peer Support- Coach	9	16
Recovery Peer Support- Participant	19	9
Restorative Justice	22	2
SAFE	18	109
The Impact of Crime	17	38
Thinking for a Change	2	122
YARP	12	13
Grand Total	432	840
Total Unique Male participants	352	593
Total Unique Male Population (1,480)	24%	40%

Men's Program Completion	Successful
Criminal Addictive Thinking	2
Helping Men Recover	36
Hustle 2.0	2
Inside-Out Dads	2
Long Distance Dads	1
Problem Sexual Behavior Tx Maintenance	1
Problem Sexual Behavior Tx Program MVCF	11
SAFE	13
The Impact of Crime	3
Grand Total	71



Maine Department of Corrections October 2021 Data Reporting

Treatment Programming - Women

The programs listed below are the core programming for the female DOC population. They include programming for all adult female residents.

“Grand Total” row represents the total number of residents active or wait listed in a treatment program, by program name. It is possible for a resident to be active or waitlisted for multiple treatment programs, therefore the “total unique participants” row shows the non-duplicated number active in, or on a waitlist for any program. The “total unique male pop” row shows the number of male residents on the day this report was run, and the % of male population represented by the unique participants in the waitlisted and active columns.

Active/Waitlisted as of November 8, 2021, completions for October 2021.

Women's Treatment Program	Active	Waitlisted
Anger Management	1	2
Criminal Addictive Thinking	6	5
Healing Trauma	1	
Healthy Relationships	12	6
Helping Women Recover	5	2
Mom's Helping Mom's	1	
Moving On	2	14
NAMI- First Aid	4	
New Freedom	6	
Problem Sexual Behavior Tx Women	3	1
Recovery Coach Academy		1
Recovery Peer Support- Coach	5	
Recovery Peer Support- Participant	25	2
SAFE	3	3
Thinking for a Change		4
Grand Total	74	40
Total Unique Female Participants	56	34
Total Unique Female Population (111)	50%	31%

Women's Program Completion	Successful
Criminal Addictive Thinking	3
Healthy Relationships	5
Recovery Peer Support- Participant	1
Grand Total	9



Maine Department of Corrections October 2021 Data Reporting

2.4 Statewide Education and Vocational Programming - Men & Women

The table below shows active/waitlisted as of November 8, 2021, and successful completions for October 2021.

PROGRAM	Active		Waitlisted	
	F	M	F	M
Adult Basic Education	1	28		7
HiSET Prep Math	1	75	1	43
HiSET Prep Reading	2	61		28
HiSET Prep Social Studies	2	47		23
HiSET Prep Science	2	51		34
HiSET Prep Writing	1	64		36
HiSET/HiSET prep	1		1	4
College- Semester	53	67	3	11
College- Associate's Degree	34	42		12
College- Bachelor's Degree	5	14		2
College- Master's Degree	1	3		
PhD		1		
Post-Secondary/College prep	4	1		11
College	1	20		17
SCP Education Hold		41		2
HSED waitlist (CM referral to edu)		2		23
EMCC Badging		1		
College Transition		7		1
Servsafe Certification	4	8		51
Auto Mechanics		5		5
Bee Keeping				8
Building Trades		1		2
Culinary Arts	2			1
OSHA Certification		1		30
Work Ready	1	8	8	22
Small Engines		2		10
Welding		8		22
Computer Coding		1		
Master Gardener				7
NCCER		26	3	62
Grand Total	115	585	16	474

PROGRAM	Successful	
	F	M
Adult Basic Education		1
College- Bachelor's Degree		1
College- Semester		1
HiSET Prep Math		1
HiSET Prep Reading	1	2
HiSET Prep Social Studies	1	2
HiSET Prep Writing	1	4
HSED waitlist (CM referral to edu)		3
SCP Education Hold		2
HSED awarded from MDOE		1
Servsafe Certification	3	
Wood Harvesting Apprenticeship		2
Grand Total	6	20

Active in College as of 10/6/2021

Facility	College Degree Program	Gender	Active
BCF	College- Associate's Degree	M	3
	College- Bachelor's Degree	M	1
	PhD	M	1
MCC	College- Associate's Degree	F	14
	College- Associate's Degree	M	15
	College- Bachelor's Degree	F	1
	College- Bachelor's Degree	M	2
SMWRC	College- Associate's Degree	F	19
	College- Bachelor's Degree	F	4
	College- Master's Degree	F	1
MSP	College- Associate's Degree	M	19
	College- Bachelor's Degree	M	10
	College- Master's Degree	M	3
MVCF	College- Associate's Degree	M	6
	College- Bachelor's Degree	M	2
Grand Total			101

College Programming at Maine Department of Corrections

For over 20 years, the Maine Department of Corrections has been providing opportunities for residents to participate in and complete college programming. With over 100 college degrees awarded to residents since 2009, the college program has had a transformative impact on the culture of corrections and in the mindset of residents.

For more on the MDOC College Education Program, please see our report "MDOC College Program" at

<https://www.maine.gov/corrections/CollegeProgramData>



Maine Department of Corrections October 2021 Data Reporting

Statewide Classroom Observations

Education Observation Expectations: Two observations per class cohort. Scoring scale for skill areas is 1= meets standard, 2= exceeds standard, 0=needs improvement. All classrooms have a goal of 1.5 or higher in all skill areas.

The table below shows DOC education programming observations cumulative scores for 2021 as of November 8, 2021.

Facility	All HiSET	All ABE	Work Ready	Non-Traditional	Grand Total
MCC-M					0
MCC-W					0
SMWRC					0
MVCF			3	5	8
BCF					0
MSP				1	1
Total	0	0	3	6	9

Skill Area	HiSET	ABE	Work Ready	Non-Traditional
Lesson Planning			2	1.94
Student Engagement Responsiveness			2	1.93
Class Mgt & Leadership			2	2
Monitoring & Assessment			2	1.71
Totals Observation Score			2.00	1.90

Hi-SET Subtest Completions and High School Equivalency Diplomas (HSED) Earned

HiSET Subtest successful completions, by facility, by subject, for October were pulled on November 8, 2021.

Facility	HiSET Subtests Passed October 2021					Total
	Math	Reading	Science	Soc Studies	Writing	
BCF	1	1	0	2	0	4
MCC-M	0	1	0	0	0	1
MCC-F	0	1	0	1	1	3
MSP	0	0	0	0	1	1
MVCF	0	0	0	0	3	3
Total	1	3	0	3	5	12

HSED Completers, by facility and completion month. These numbers are pulled from CORIS and periodically compared to Department of Education records for reconciliation. The month indicated below is the actual month the HSED was awarded and issued by Maine Department of Education.

Facility	2021 Jan	2021 Feb	2021 Mar	2021 April	2021 May	2021 Jun	2021 July	2021 Aug	2021 Sept	2021 Oct	2021 Nov	2021 Dec	2021 Total
BCF	0	0	0	0	0	1	0	0	0	0			1
MCC-M	0	0	0	0	0	0	0	0	0	0			0
MCC-F	0	1	4	2	0	0	0	0	2	0			9
MSP	0	0	0	0	1	1	2	0	0	0			4
MVCF	1	0	1	2	1	1	1	0	1	1			9
Totals	1	1	5	4	2	3	3	0	3	1			23



Maine Department of Corrections October 2021 Data Reporting

Facility Grade Level Breakdown

This chart shows the current highest grade-level breakdown of the Adult Facility Population, as of November 1, 2021.

	Women	%	Men	%	Total	%
Not In CORIS	22	20%	186	13%	208	13%
0-8th Grade	5	4%	80	5%	85	5%
9th-11th	9	8%	195	13%	204	13%
HSD/HSED	71	63%	926	63%	997	63%
Tech./Trade	1	1%	10	1%	11	1%
Associate	2	2%	40	3%	42	3%
Bachelor	2	2%	35	2%	37	2%
Masters	0	0%	5	0%	5	0%
Grand Total	112	100%	1477	100%	1589	100%

Department of Education HSED 2016-2020 (completed while incarcerated)

	2016 Total	2017 Total	2018 Total	2019 Total	2020 Total
BCF	8	3	4	3	3
DCF	7	2	N/A	N/A	0
MCC-All	11	12	19	20	9
MSP	30	24	27	19	8
MVCF	22	18	20	19	15
Totals	78	59	70	61	35

Apprenticeships at MDOC

MDOC has partnered with MDOL and Maine employers to provide four registered apprenticeships to its residents. Apprenticeships provide training and career pathways to high-quality jobs that allow earn while you learn.

Carpentry – Carpentry apprentices may earn credentials of NCCER carpentry 1,2 and 3 as well as complete a 1,2, or 3-year apprenticeship in carpentry. Selected candidates must have the NCCER CORE Curriculum completed prior to enrollment in the apprenticeship.

Current Enrollment: 3

Culinary Arts – Culinary apprentices may earn a ServSafe certification and will learn the skills required to work as a line cook in a commercial kitchen. Skills covered include food safety, storage, ordering, basic preparation, and more.

Current Enrollment: 2

Material Handler – Material handler apprentices will earn an OSHA Forklift Operators certification and are trained in warehouse operations such as order picking, stock rotation, packing, shipping, ordering, purchase Order use, invoicing, and more.

Current Enrollment: 3

Wood Harvesting – Wood Harvesting apprentices may earn a Certified Logging Professional Certification. Apprentices will learn safety requirements, OSHA requirements, directional felling, and equipment operation.

Current Enrollment: 7

For more information on apprenticeships:

visit: [https://www.maine.gov/labor/jobs_training/apprenticeship/#:~:text=The%20Maine%20Apprenticeship%20Program%20\(MAP,technical%20and%20theoretical%20course%20work](https://www.maine.gov/labor/jobs_training/apprenticeship/#:~:text=The%20Maine%20Apprenticeship%20Program%20(MAP,technical%20and%20theoretical%20course%20work)



Maine Department of Corrections October 2021 Data Reporting

2.5 Programming Tablets

The programming tablets in our MDOC facilities are corrections grade and operate on a closed, managed network that allows residents access to thousands of hours of free academic, vocational, life skills, and therapeutic programming designed for all learning levels. Currently there are over 700 tablets available to residents at specific levels in the following facilities: Maine State Prison, Maine Correctional Center, and Mountain View Correctional Facility.

“Productive Hours” is the total amount of time residents spent in active programming and “Total Hours” includes “Productive Hours” plus entertainment hours used. Residents earn entertainment time for active programming time.

October 2021 Tablet Data Points

Unique Active Residents	959
Total Productive Hours	19,910
Total Entertainment Hours	9,520
Total Hours	29,430
Average Hours per Resident	30.69
% of Total Hours that were Productive	67.65%

	Unique Active Residents	Total Productive Hours	Total Entertainment Hours	Total Hours	Average Hours per Resident	% of Total Hours that were Productive
MCC - M	170	7,757	4,675	12,432	73.1	62.40%
MCC - F	68	1031	649	1,680	24.7	61.37%
MSP	557	8,826	2,983	11,808	21.2	74.74%
MVCF	164	2,296	1,214	3,510	21.4	65.42%

Department Wide Course Completions in October by Course Type

Job Skills	1780	Recovery	240
GED	740	Job Search	220
Spirituality	654	Reading	95
Adult Basic Education	620	Legal	93
Reentry	347	Finance	81
Career Exploration	329	College	67
Inspiration	292	Documentaries	10
Health	281	ESL	2
Making Changes	245		



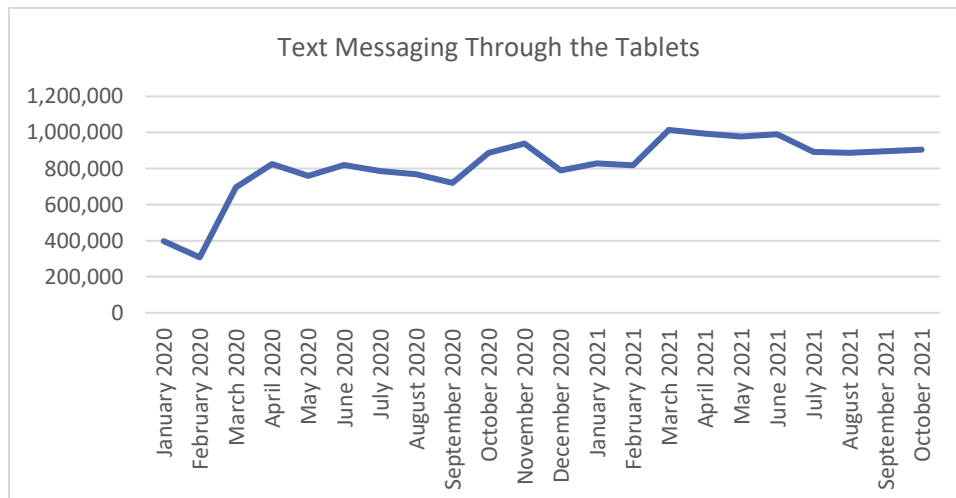
Maine Department of Corrections October 2021 Data Reporting

Top Courses Completed by Facility

Maine DOC tracks the courses that are completed on the tablets each month. The chart below reports the top five completed courses at each facility in October 2021.

MCC-Males	Eric the Car Guy - Noises	129
	Resident Announcement: MAT Expansion	91
	MCC Intake Course	66
	Medication-Assisted Treatment Directive Update	61
	Memo to Clients within the Department of Corrections	60
MCC-Females	Memo to Clients within the Department of Corrections	18
	Resident Announcement: MAT Expansion	12
	Announcement: MAT Expansion	11
	Prison Fellowship Virtual Easter Hope Event	10
	MCC Intake Course	10
MSP	Chaplain's Office - Purchase of Religious Items - 9/28/21	482
	Eric the Car Guy - Noises	137
	Michael G. Santos: Straight-A Guide	88
	Eric the Car Guy - Performance and Drivability	68
	PMI: Path of Freedom	61
MVCF	Resident Announcement: MAT Expansion	77
	Announcement: MAT Expansion	77
	Medication-Assisted Treatment Directive Update	44
	Eric the Car Guy - Vibrations	25
	Eric the Car Guy - Noises	20

The tablets also offer residents the ability to communicate with family and other supports via text messaging. The graph below shows the number of messages sent per month from all MDOC adult facilities.





Maine Department of Corrections October 2021 Data Reporting

3.0 Classification

3.1 Average Monthly Gain, by Year, by Gender

This chart shows the average daily gain/loss of adult facility residents, by gender and calendar year.

Year	Average Monthly Gain		
	Men	Women	All
2015	0.83	4.08	4.92
2016	5.33	2.25	7.25
2017	1.25	0.42	1.67
2018	-6.17	2.00	-4.08
2019	-13.75	-1.00	-14.75
2020	-28.42	-1.08	-29.5
2021 to Date (Oct)	-10.50	1.00	-9.40
2015-2020	-7.34	1.10	-6.26

Admissions & Releases by Facility

October 2021	BCF	MCC-Men	MCC-Women	MSP	MVCF	Totals
Admissions for New Charges	N/A	40	5	2	N/A	47
Admissions for Probation Violations	N/A	32	2	0	N/A	34
Releases to Probation	3	7	3	6	12	31
Straight Releases	6	9	3	8	6	32

3.2 Current Custody Ratings

Custody Rating Overtime- 2020 & 2021

		Oct 2020	Nov 2020	Dec 2020	Jan 2021	Feb 2021	Mar 2021	Apr 2021	May 2021	June 2021	July 2021	Aug 2021	Sep 2021	Oct 2021
Male	Close	10%	10%	10%	11%	11%	12%	12%	12%	11%	11%	10%	10%	10%
	Medium	50%	49%	50%	51%	51%	51%	51%	50%	49%	51%	51%	52%	50%
	Minimum	25%	25%	24%	24%	23%	23%	23%	24%	24%	25%	25%	24%	24%
	Community	13%	13%	10%	11%	10%	11%	10%	9%	10%	11%	10%	11%	11%
	Unclassified	2%	2%	5%	3%	5%	3%	4%	5%	6%	2%	4%	3%	5%
	Grand Total	100%	100%	100%	100%	100%	100%	100%	100%	100%	100%	100%	100%	100%
Female	Close	3%	3%	2%	2%	2%	2%	2%	2%	2%	2%	2%	2%	2%
	Medium	25%	24%	30%	28%	28%	29%	24%	26%	25%	31%	35%	37%	36%
	Minimum	29%	25%	26%	28%	28%	27%	34%	37%	39%	35%	33%	28%	28%
	Community	40%	46%	41%	41%	37%	40%	35%	32%	27%	31%	27%	30%	28%
	Unclassified	3%	3%	2%	1%	5%	2%	4%	2%	7%	1%	3%	2%	5%
	Grand Total	100%	100%	100%	100%	100%	100%	100%	100%	100%	100%	100%	100%	100%



Maine Department of Corrections October 2021 Data Reporting

3.3 Facility Transfers

Number of Transfers between Facilities

Transfer from Location	Transfer to Location	20-Oct	20-Nov	20-Dec	21-Jan	21-Feb	21-Mar	21-Apr	21-May	21-Jun	21-Jul	21-Aug	21-Sep	21-Oct
Bolduc Correctional Facility	MCC	0	0	0	0	0	0	0	0	0	0	0	0	0
	MSP	4	1	4	2	3	2	0	0	5	2	5	2	1
	MVCF	0	0	0	0	5	2	0	1	0	0	0	0	0
Maine Correctional Center	BCF	0	0	0	0	0	0	0	0	16	17	17	6	5
	MSP	0	1	3	0	2	15	2	22	21	6	19	4	5
	MVCF	22	0	0	22	29	25	37	16	30	31	10	17	9
Maine State Prison	BCF	5	0	13	3	13	6	3	19	13	9	5	10	5
	MCC	0	0	1	0	2	1	0	1	0	1	1	1	0
	MVCF	0	0	0	2	6	1	10	10	7	21	1	13	6
Mountain View Correctional Facility	BCF	0	0	0	0	1	2	1	2	0	1	0	1	1
	MCC	0	0	0	5	10	1	2	1	2	0	1	0	0
	MSP	0	0	3	0	1	0	6	0	0	7	3	7	5
Grand Total		31	2	24	34	72	55	61	72	94	95	62	61	37



Maine Department of Corrections October 2021 Data Reporting

Return to Higher Custody by Facility

Transfers to higher custody are listed based on the incident reason connected to the date of transfer. For any transfer that does not have a related incident, the transfer reason is listed towards the bottom of the section for each facility.

Facility	Incident Reason	20-Aug	20-Sep	20-Oct	20-Nov	20-Dec	21-Jan	21-Feb	21-Mar	21-Apr	21-May	21-Jun	21-Jul	21-Aug	21-Sep	21-Oct	
BCF	Assault-Cl. on Cl. w/out Ser. Inj.				1							2					
	Contraband Found - Alcohol																
	Contraband Found - Cell Phone(s)																
	Contraband Found - Drugs					1			1					1	1	1	
	Contraband Found - Medication																
	Contraband Found - Tobacco											1					
	Drug Test - Positive	2				2						1					
	Failure to Comply/Program		1													1	
	<i>Below are transfer reasons for those transfers without a related incident</i>																
		Change of Custody Level												1			
		Higher Security						1	1	1					1		
		Medical		3	3		1	1	2				1	1			
		Population Distribution															
		Safety													1		
		Security		1											2		
	BCF Totals	2	5	3	1	4	2	3	2	0	0	5	2	5	2	1	
MVCF	Assault-Client on Cl. w/ Ser. Injury					1								1			
	Assault-Cl. on Cl. w/out Ser. Inj.														2	2	
	Contraband Found - Drugs																
	Contraband Found - Medication														1		
	Contraband Found - Tobacco											1					
	Drug Test - Positive						1	1									
	Fight-Client on Client													1			
	Failure to Comply/Program	1															
	Suicide Behavior, No Injury																
	Suicide Behavior, With Injury									1				1			
	Self-Inflicted Injury	1						1	1								
	Tattooing																
	Threatening (to staff)									1							
	Weapon(s) Involved/Seized																
	<i>Below are transfer reasons for those transfers without a related incident</i>																
		Change of Custody Level									5						
		Higher Security													1	3	1
	Medical							1					2	1	1	1	
	Population Distribution		15				3	8		2	1						
	Security	1				2						1	4			1	
	MVCF Totals	3	15	0	0	3	5	11	1	8	1	2	7	4	7	5	



Maine Department of Corrections October 2021 Data Reporting

Supervised Community Confinement Program (SCCP) Cases by Month

The purpose of the Supervised Community Confinement Program is to provide a means of successful reentry of facility residents into the community. Residents transferred to supervised community confinement are still considered facility residents while in the program. The place of confinement is in the community, rather than in a correctional facility. Participation in this program is a privilege that may be afforded to residents who meet the established criteria.

The charts below show the placements, completions, and violations of SCCP, as well as the census at the end of each month.

Males	20-Oct	20-Nov	20-Dec	21-Jan	21-Feb	21-Mar	21-Apr	21-May	21-Jun	21-Jul	21-Aug	21-Sep	21-Oct
End of Previous Month Census	31	24	21	16	16	10	12	8	8	9	10	8	9
SCCP Placements	3	3	0	4	2	3	2	1	2	1	3	2	2
SCCP Completions	10	6	5	3	8	1	5	1	1	0	5	1	2
Violations (return to custody)	0	0	0	1	0	0	1	0	0	0	0	0	0
End of Month SCCP Census	24	21	16	16	10	12	8	8	9	10	8	9	9

Females	20-Oct	20-Nov	20-Dec	21-Jan	21-Feb	21-Mar	21-Apr	21-May	21-Jun	21-Jul	21-Aug	21-Sep	21-Oct
End of Previous Month Census	15	16	17	20	21	19	21	19	16	15	11	11	13
SCCP Placements	4	4	4	3	2	5	3	2	4	0	3	4	1
SCCP Completions	3	3	1	1	3	3	4	4	5	4	3	2	1
Violations (return to custody)	0	0	0	1	1	0	1	1	0	0	0	0	0
End of Month SCCP Census	16	17	20	21	19	21	19	16	15	11	11	13	13

2021 Totals	Males	Female
Placements	22	27
Completions	27	30
Violations	2	4



Maine Department of Corrections October 2021 Data Reporting

4.0 Prison Industries Report

Prison Industries exist at all adult facilities and provides vocational skill training and work opportunities for residents. The wage earned goes towards room and board, paying fines and restitution, and for resident expense and savings accounts.

The chart breaks down each job by facility location, number of employees, and total of numbers worked during a given month's pay period. Depending when paydays fall, one month can show an extra pay week.

Resident Jobs by Facility and Wages Earned

Facility	Job Designation	June		July		August		September		October	
		# of Emp.	Total Hrs.	# of Emp.	Total Hrs.	# of Emp.	Total Hrs.	# of Emp.	Total Hrs.	# of Emp.	Total Hrs.
BCF	Showroom	3	945.5	3	628.0	3	508.0	5	655.5	3	3,507.8
BCF	Plateshop	6	1,315.5	7	904.0	8	1,312.0	7	1,010.0	7	1,034.8
MSP	Upholstery PIE Program	2	235.0	3	344.7	3	235.5	3	359.2	3	274.3
MSP	Upholstery	6	703.0	6	391.6	5	399.6	6	324.1	4	450.9
MSP	Woodshop	67	6,022.4	74	9,805.3	72	7,226.0	71	6,588.6	71	6,669.7
MSP	Metal Shop	6	954.2	6	602.6	7	703.4	7	654.1	7	527.8
MSP	Finishing Shop	9	1,275.3	12	1,004.1	13	1,106.5	13	1,155.8	13	1,103.8
MSP	Card Design/ Drawing	1	16.0	1	24.0	1	25.0	1	69.0	-	-
MSP	Fly Tying	-	-	8	8.0	-	-	-	-	-	-
MCC	Upholstery	2	200.00	4	489.50	4.00	351.50	4	479.50	5.00	476.50
MCC	Stitching & Embroidery	3	30.00	5	397.50	17.00	576.95	19	546.75	20.00	261.00
MCC	Print Shop	4	367.00	4	440.50	4.00	377.50	4	492.00	4.00	307.50
MVCF	Pine Grove	2	206.50	1	137.00	-	-	-	-	-	-
MVCF	Sawmill	12	1,289.00	11	1,080.40	9.00	1,417.00	7	820.50	7.00	1,143.00
MVCF	Tug Toys	2	62.00	-	-	-	-	-	-	-	-
MVCF	Woodshop	9	1,284.00	8	897.51	8.00	1,226.00	5	792.50	7.00	1,018.50
Grand totals		134.00	14,905.40	153.00	17,154.71	154.00	15,464.95	152.00	13,947.55	151.00	16,775.55

Total Wages Paid Out by Month

The chart below shows by month, the total wages paid to all Industries resident employees for the hours worked in the chart above.

Facility	March-21	April-21	May-21	June-21	July-21	Aug-21	Sep-21	Oct-21
MSP/BCF	\$20,711.72	\$19,927.69	\$27,432.17	\$35,371.36	\$39,171.06	\$33,678.70	\$33,509.22	\$32,602.97
MCC/SMWRC	\$1,713.20	\$890.74	\$762.46	\$808.71	\$1,537.43	\$1,726.87	\$2,409.62	\$1,932.75
MVCF	\$3,588.75	\$9262.00	\$5,021.25	\$5,563.88	\$4,116.19	\$4,559.00	\$3,572.00	\$4,997.00
Grand Total	\$26,013.67	\$30,080.43	\$33,215.88	\$41,743.95	\$44,869.68	\$39,964.57	\$39,490.84	\$39,482.72

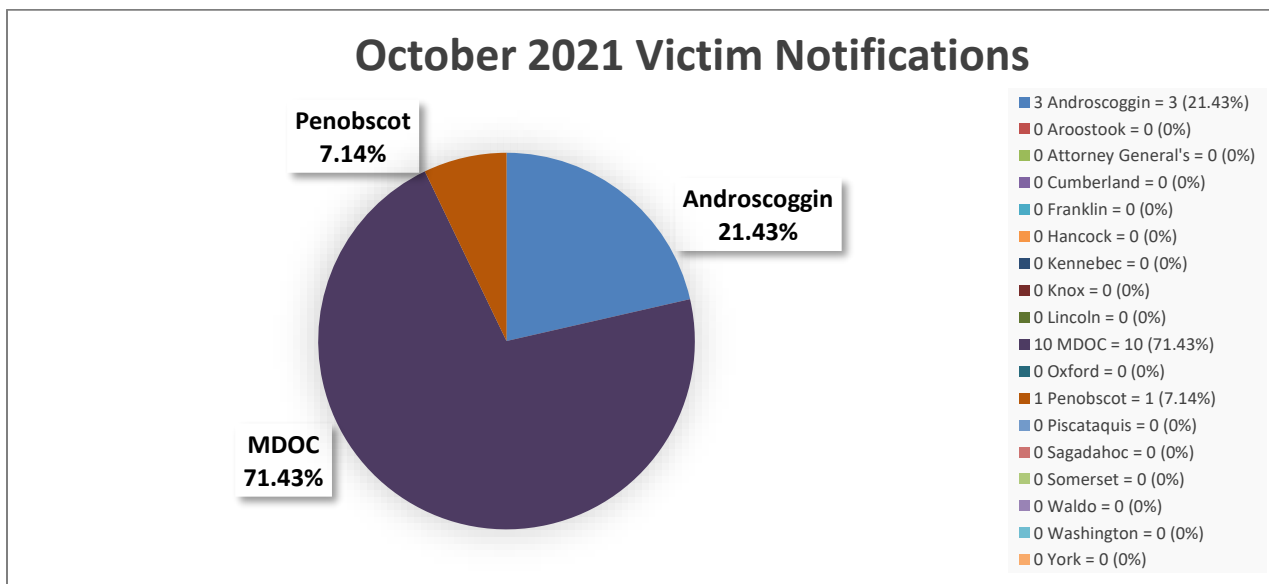


5.0 Office of Victim Services

October 2021 Highlights

Victim Notification:

One of the major duties of the Maine Department of Corrections (MDOC), Office of Victim Services (OVS) is to register victims of crime for victim notification of adult or juvenile resident release and enforce such requests as outlined in Statute. In October 2021, a total of 14 victims registered for victim notification. The chart indicates which agency assisted the victim in filing the victim notification request with the MDOC. The MDOC OVS assisted in 10 victim notification requests, totaling 71.43% of the requests for October.



Safety planning:

The MDOC victim advocates track information pertaining to releases of persons with problem sexual behavior or domestic violence history into the community and provides support services to crime victims prior to a registered person with problem sexual behavior or domestic violence history being released from an MDOC facility.

Victim wrap around meetings, or “victim safety planning meetings”, are offered to all victims, and/or victim’s parents/guardians if the victim is a minor, in preparation for the resident’s release. Victim Services aims to have the meetings at least two weeks prior to the release date hoping that as much of the resident’s re-entry plan information is current and available. These meetings are held at a Probation Office closest to where the victim lives. Only participants requested by the victims attend the meetings. Participants include, but are not limited to, Probation Officer, Victim Services Advocate, Victim and/or victim’s parents/guardian, Law Enforcement



Maine Department of Corrections October 2021 Data Reporting

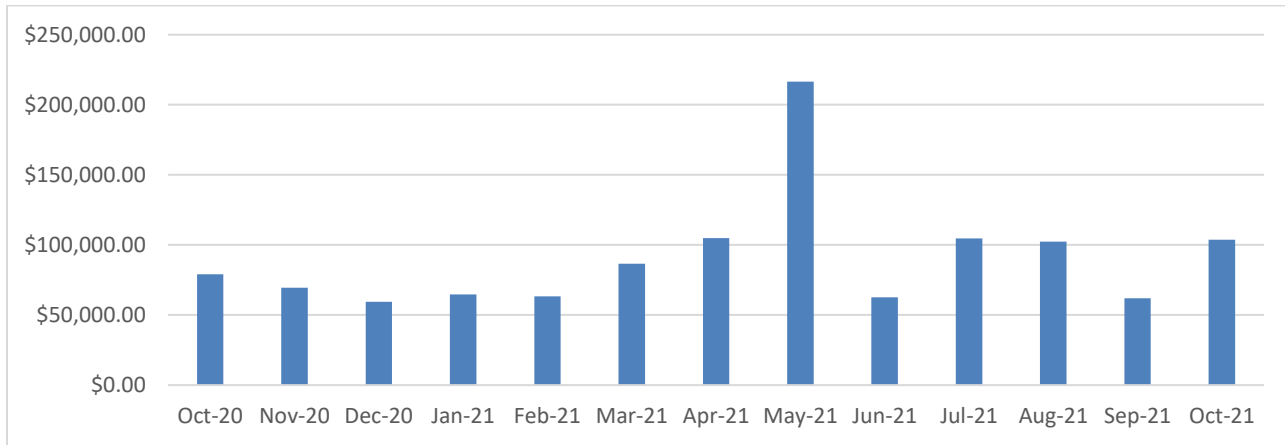
Officer(s) and an advocate from the Sexual Assault Center or Domestic Violence Resource Center that is located closest to the victim. Due to COVID-19 and the need for social distancing, safety planning meetings are currently held online. There were no safety planning meetings held in October.

Restitution:

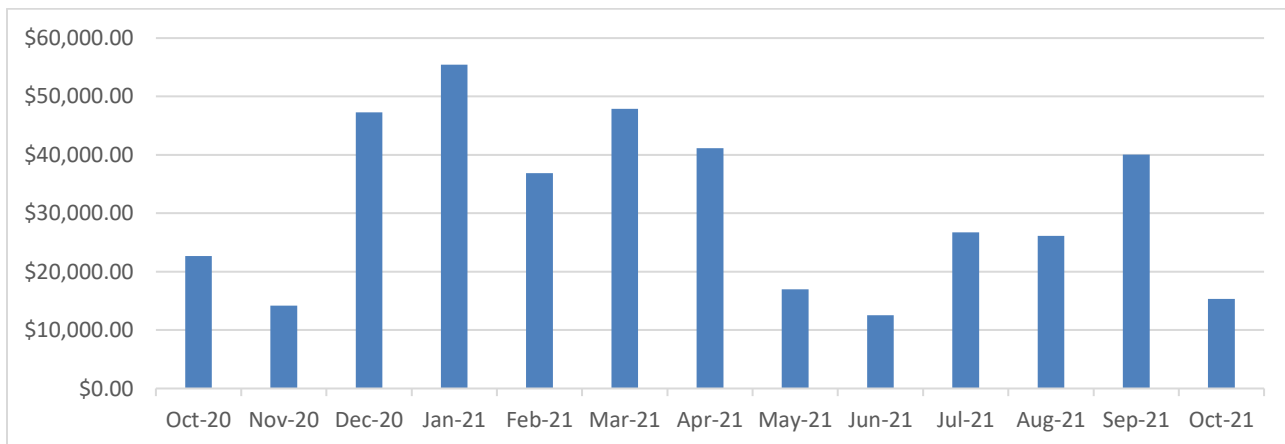
In October, the Maine Department of Corrections collected \$103,753.62 in restitution. Restitution checks disbursed to crime victims in October totaled \$106,986.52 of which, \$15,344.60 were funds that would not have been disbursed without the research done by OVS.

In October the OVS reviewed 111 resident and/or client restitution cases which included 190 contacts with victims, collateral contacts researching the case, and connecting with the Court and District Attorney’s Office staff in order to assist crime victims.

RESTITUTION COLLECTION



MONIES DISBURSED DUE TO ADVOCATE RESEARCH





Maine Department of Corrections October 2021 Data Reporting

6.0 Adult Community Corrections

6.1 Adult Community Caseloads as of October 31, 2021.

“Active” clients are any probationer on community supervision that requires direct contact on a regular basis. “Passive” clients require less contact on a regular basis. Clients on a passive status can be placed on active status at any time.

		Region 1	Region 2	Region 3	Grand Total
Active	Probation	813	1288	1057	3158
	Parole	2	5	2	9
	SCCP	7	10	4	21
	Interstate Compact In	77	78	101	256
	Pending Violation	133	132	153	418
	Pending Violation - Incarcerated	120	117	111	348
Passive	County Jail	18	23	41	82
	Partial Revocation - County Jail	12	20	11	43
	Interstate Active Detainer	13	0	1	14
	Interstate Compact Out	79	49	48	176
	Warrant Absconded	221	355	352	928
Grand Total		1495	2077	1881	5453

Client Status	Asian		Black or African American		Native American		Native Hawaiian or Pacific Islander		Two or More Races		Unknown		White		Grand Total	
	M	F	M	F	M	F	M	F	M	F	M	F	M	F		
Active	Probation	12	1	149	7	42	15	1		17	5	56	13	2302	538	3158
	Parole													9		9
	SCCP						1							8	12	21
	Interstate Compact In	1		12	1	4		2		1		9	1	182	43	256
	Pending Violation			17	2	7	1			3	1	10	2	283	92	418
	Pending Violation - Incarcerated	2	1	29	1	8	3			3		6	2	251	42	348
	Total	15	2	207	11	61	20	3	0	24	6	81	18	3035	727	4210
Passive	County Jail			7	1	1	1				2		60	10	82	
	Interstate Active Detainer			3							1		10		14	
	Interstate Compact Out	2	1	52	6	3				3		8	1	87	13	176
	Partial Revocation - County Jail			3		1	2					1		30	6	43
	Warrant Absconded	2	1	86	7	19	3	1		6	1	49	8	599	146	928
	Total	4	2	151	14	24	6	1	0	9	1	61	9	786	175	1243



Maine Department of Corrections October 2021 Data Reporting

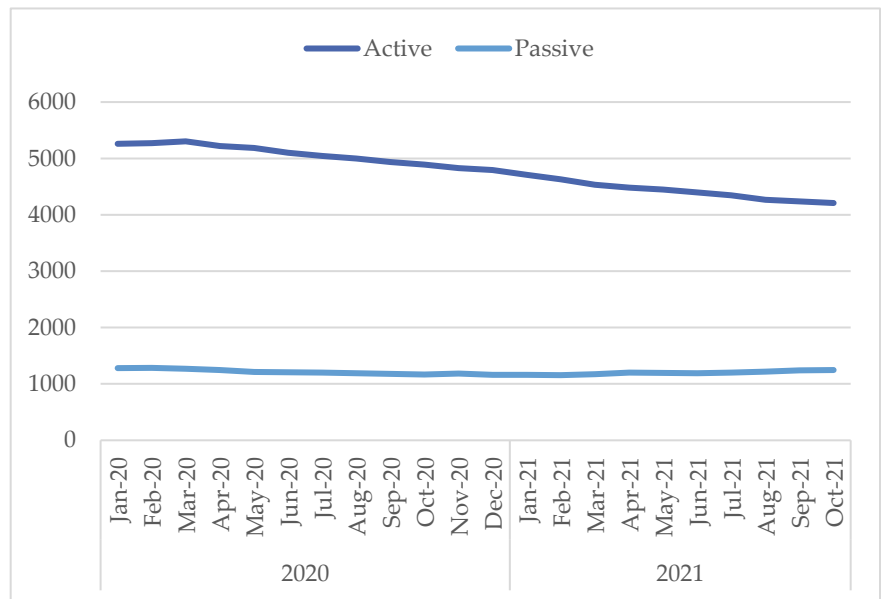
6.2 Average Age and Race of Adult Probationers by Gender

	Male	Female
As of 10/31/2021	40	39

Race	Male		Female	
Asian	19	0.43%	4	0.40%
Black or African American	358	8.02%	25	2.52%
Native American	85	1.90%	26	2.62%
Native Hawaiian or Pac. Islander	4	0.09%	0	0.00%
Two or More Races	33	0.74%	7	0.71%
Unknown	142	3.18%	27	2.72%
White	3822	85.64%	902	91.02%
Grand Total	4463	100.00%	991	100.00%

6.3 Community Population Over Time

		Active	Passive
2020	January	5260	1278
	February	5272	1285
	March	5303	1270
	April	5221	1248
	May	5188	1213
	June	5099	1208
	July	5043	1204
	August	4996	1190
	September	4938	1176
	October	4889	1168
	November	4827	1187
	December	4794	1162
2021	January	4711	1162
	February	4627	1156
	March	4532	1173
	April	4480	1203
	May	4449	1196
	June	4395	1191
	July	4346	1203
	August	4268	1219
	September	4238	1242
	October	4209	1248



Community Investigations Completed

Investigation Type	Region 1		Region 2		Region 3		Dept. Oct. Total	Dept. YTD Total
	Oct	YTD	Oct	YTD	Oct	YTD		
Furlough Investigation	0	1	0	0	0	0	0	1
Pardon	1	11	1	10	0	13	2	34
Pre-Sentence Investigation	0	1	0	0	0	4	0	5
SCCP	1	20	5	37	6	22	12	79
Interstate Compact Investigations	0	0	0	0	0	0	14	144
Totals	2	33	6	47	6	39	28	263



Maine Department of Corrections October 2021 Data Reporting

6.4 Violations & Revocations

Violations are broken up into three categories and are detailed below to help better understand the table.

- Felony – Probation Violation based on new criminal conduct that is a felony charge.
- Misdemeanor – Probation Violation based on new misdemeanor charges.
- Technical Violation – Probation violation that is technical in nature. Examples include- failure to report, contact with a victim, failure to participate in treatment, and absconding from probation (not limited to these).

Revocations are broken up into three categories and are detailed below to help better understand the table.

- Full Revocation – A probationer has violated the terms of their current probation and will be serving their underlying sentence at a Maine DOC facility.
- Probation Revocation with Continuation – Probationer will be serving time for a probation violation in either a county jail or in a Maine DOC facility. Upon release, the probationer will continue probation.
- Probation Revocation with Termination – Probationer will serve time for their probation violation in a county jail or Maine DOC facility. Upon release, the person will not be on probation.

October Revocations		County Jail						DOC Facility					
		Male			Female			Male			Female		
Violation Type	Revocation	R 1	R 2	R 3	R 1	R 2	R 3	R 1	R 2	R 3	R 1	R 2	R 3
Felony	Full Revocation	1	1	3	0	0	0	0	2	2	0	0	0
	Probation Revocation with Continuation	2	4	1	0	0	0	1	1	1	0	0	1
	Probation Revocation with Termination	3	1	1	0	0	0	4	2	1	0	0	0
Misdemeanor	Full Revocation	0	0	0	0	0	0	0	0	2	0	0	0
	Probation Revocation with Continuation	2	3	5	0	1	0	0	0	0	1	0	0
	Probation Revocation with Termination	0	4	3	1	0	0	0	0	0	0	0	0
Technical	Full Revocation	0	0	0	0	0	0	1	1	0	0	0	0
	Probation Revocation with Continuation	2	4	7	0	2	2	1	1	0	0	0	0
	Probation Revocation with Termination	0	2	0	0	0	0	1	0	1	0	0	0
Grand Total		10	19	20	1	3	2	8	7	7	1	0	1

Probation Successful Completion:

A completion of probation is considered successful when a client is transferred from probation to society because their probation has terminated due to completion of the sentence. Should a client have a full revocation, or a partial revocation with termination, then their probation ends unsuccessfully.

Probation Completions in October 2021	
Successful Completions	150
Full or Partial Revocations with Termination	37
Successful Completion Rate	80.20%



Maine Department of Corrections
Correctional Programming Division
25 Tyson Drive
Augusta, ME 04330
Phone (207) 287-2711
Fax (207) 287-4370
<http://www.maine.gov/corrections>

The mission of the Department of Corrections is to reduce the likelihood that juvenile and adult offenders will re-offend, by providing practices, programs and services which are evidence-based, and which hold the offenders accountable.